Perenjori
Embrace Opportunity

NOTICE OF MEETING

Dear Elected Member

The next Finance Committee Meeting of the Shire of Perenjori will be held on Tuesday 16th May 2017 in the Council Chambers, Fowler Street, Perenjori commencing at 5.00pm.

Ali Mills
Chief Executive Officer
12th May 2017

Shire of Perenjori
Finance Committee Meeting
16th May 2017

Agenda

12th May 2017
Copies forward to:

Councillors

Cr LC Butler
Cr JM Hirsch
Cr LJ Smith
Cr JR Cunningham

Shire of Perenjori
AGENDA
Finance Committee Meeting

Held in the Shire of Perenjori Council Chambers, Fowler Street, Perenjori on Tuesday **16th May 2017 commencing at 5.00 pm.**

Table of Contents

17051 PRELIMINARIES 18

17051.1 DECLARATION OF OPENING AND ANNOUNCEMENT OF VISITORS 18
17051.2 DISCLAIMER READING 18
17051.3 RECORD OF ATTENDANCE, APOLOGIES AND LEAVE OF ABSENCE 18
17051.4 NOTATIONS OF INTEREST 18
17051.5 APPLICATIONS FOR LEAVE OF ABSENCE 18
17051.6 CONFIRMATION OF MINUTES 18

17052 FINANCE & ADMINISTRATION 19

17052.1 FINANCIAL STATEMENTS – APRIL 2017 19
17052.2 ACCOUNTS FOR PAYMENT – APRIL 2017 21

17053 GENERAL BUSINESS 24

17053.1 MOTIONS OF WHICH DUE NOTICE HAVE BEEN GIVEN 24
17053.2 QUESTIONS BY MEMBERS OF WHICH DUE NOTICE HAS BEEN GIVEN 24
17053.3 URGENT BUSINESS APPROVED BY THE PERSON PRESIDING OR BY DECISION 24
17053.4 MATTERS BEHIND CLOSED DOORS 24
17053.5 DATE OF NEXT MEETING / MEETINGS 24

17051 PRELIMINARIES

17051.1 DECLARATION OF OPENING AND ANNOUNCEMENT OF VISITORS

17051.2 DISCLAIMER READING

17051.3 RECORD OF ATTENDANCE, APOLOGIES AND LEAVE OF ABSENCE

17051.4 NOTATIONS OF INTEREST

Financial Interest – Local Government Act S 5.60a
Proximity Interest – Local Government Act S 5.60b
Interest Affecting Impartiality – Local Government - Code of Conduct

17051.5 APPLICATIONS FOR LEAVE OF ABSENCE

17051.6 CONFIRMATION OF MINUTES

That the Minutes from the Finance Committee Meeting of the 18th April 2017 be confirmed as a true and correct record of that meeting

Committee Resolution – Item 17051.6
That Council accepts the Minutes from the Finance Committee Meeting of the 18th April 2017 as a true and correct record of that Meeting.

17052 FINANCE & ADMINISTRATION

17052.1 FINANCIAL STATEMENTS – APRIL 2017

APPLICANT:	**SHIRE OF PERENJORI**
FILE:	**ADM 0081**
DISCLOSURE OF INTEREST:	**NIL**
AUTHOR:	**DEBBY BARNDON - ACCOUNTANT**
RESPONSIBLE OFFICER:	**PETER MONEY - MCDS**
REPORT DATE:	**16TH MAY 2017**
ATTACHMENTS	**MONTHLY FINANCIAL REPORT**

Executive Summary

This item recommends that the Council accepts the Financial Activity Statement for the period ending 30th April 2017.

Background

Each month officers are required to prepare monthly financial reports, covering prescribed information, and present these to the Council.

Details

Presented is the Financial Activity Statement Report for the period ending 30th April 2017.

The following statements are presented to Council:

- Monthly Summary Information - Charts
- Statement of Financial Activity (Program of Nature and Type) this provides the budget and actual income and expenditure for operating and non-recurrent as well and the closing surplus to date. (FM Reg 34(1))
- Statement of Capital Acquisitions and Capital Funding
- Net Current (Assets) Funding Position (Note 3). This provides the amount of assets over liabilities within the Balance Sheet. (FM Reg 34 (1)(e))
- Notes to the Financial Statements include:
    - Note 1.- Significant Accounting Policies
    - Note 2. - Explanation of Material Variances
    - Note 3. – Net Current Funding Position
    - Note 4. – Cash & Investments
    - Note 5. – Budget Amendments
    - Note 6. – Receivables
    - Note 7. – Cash Back Reserves
    - Note 8. – Capital Disposals

- Note 9. – Rating Information
- Note 10. – Information on Borrowings
- Note 11. – Grant and Contributions
- Note 12.- Trust Fund
- Note 13.- Details of Capital Acquisition

Legal Compliance

Regulation 34 (Financial activity statement report) of the Local Government (Financial Management) Regulations 1996 states –

(1) A local government is to prepare each month a statement of financial activity reporting on the revenue and expenditure, as set out in the annual budget under regulation 22(1)(d), for that month in the following detail —

(a) Annual budget estimates, taking into account any expenditure incurred for an additional purpose under section 6.8(1) (b) or (c);

(b) budget estimates to the end of the month to which the statement relates;

(c) actual amounts of expenditure, revenue and income to the end of the month to which the statement relates;

(d) material variances between the comparable amounts referred to in paragraphs (b) and (c); and

(e) the net current assets at the end of the month to which the statement relates.

(2) Each statement of financial activity is to be accompanied by documents containing —
(a) an explanation of the composition of the net current assets of the month to which the statement relates, less committed assets and restricted assets;
(b) an explanation of each of the material variances referred to in sub regulation (1) (d); and (c) such other supporting information as is considered relevant by the local government.

(3) The information in a statement of financial activity may be shown —

(a) according to nature and type classification; or

(b) by program; or

(c) by business unit

(4) A statement of financial activity, and the accompanying documents referred to in sub regulation 34 (2), are to be —
(a) presented at an ordinary meeting of the council within 2 months after the end of the month to which the statement relates; and

(b) recorded in the minutes of the meeting at which it is presented.

(5) Each financial year, a local government is to adopt a percentage or value, calculated in accordance with the AAS, to be used in statements of financial activity for reporting material variances.

Section 6.8 of the Local Government Act 1995 (Expenditure from municipal fund not included in annual budget) states –

(1) A local government is not to incur expenditure from its municipal fund for an additional purpose except where the expenditure —

a. is incurred in a financial year before the adoption of the annual budget by the local government; or

b. is authorised in advance by resolution; or

c. is authorised in advance by the mayor or president in an emergency.

Policy Implications

Nil

Financial Implications

Nil

Strategic Implications

Area 5: Investing in Councils Leadership

Goal: Strengthen the Shire's position as an innovative, independent Local Government providing excellence in all areas of governance, management and leadership.

Consultation

Liaison with MCDS, FO, & MIS.

Comment

Nil.

Voting Requirements – Simple Majority

Officers Recommendation – Item 17052.1
That Council, in accordance with Regulation 34 of the Local Government (Financial Management) Regulations 1996, accepts the Financial Activity Statement Report for the period ending 30th April 2017.

17052.2 ACCOUNTS FOR PAYMENT – APRIL 2017

APPLICANT:	**SHIRE OF PERENJORI**
FILE:	**1306P**
DISCLOSURE OF INTEREST:	**NIL**
AUTHOR:	**LIZ MARKHAM - AO**
RESPONSIBLE OFFICER:	**PETER MONEY - MCDS**
REPORT DATE:	**16TH MAY 2017**
ATTACHMENTS	**ACCOUNTS FOR PAYMENT**

Executive Summary

This item recommends that the Council confirms the payment of accounts for April 2017 as shown on the attached schedule.

Background

Council has delegated to the Chief Executive Officer the authority to make payments from the Municipal and Trust funds in accordance with the Local Government (Financial Management)

Regulations 1996.
Under Regulation 13(1) of the Local Government (Financial Management) Regulations 1996, where a local government has delegated to the Chief Executive Officer the exercise of its power to make payments from the Municipal fund or the Trust fund, each payment from the Municipal fund or the Trust fund is to be noted on a list compiled for each month showing:

a) The payee's name;
b) The amount of the payment
c) The date of the payment; and
d) Sufficient information to identify the transaction

That list should then be presented at the next Ordinary Meeting of the Council following the preparation of the list, and recorded in the minutes of the meeting at which it is presented.

Legal Compliance
Section 6.10 (d) of the Local Government Act 1995 refers, i.e.-

6.10. financial management regulations

Regulations may provide for —

(d) the general management of, and the authorisation of payments out of —

(i) the municipal fund; and

(ii) the trust fund,

of a local government.

Regulation 13(1), (3) & (4) of the Local Government (Financial Management) Regulations 1996 refers, i.e. -

13. Lists of Accounts

(1) If the local government has delegated to the CEO the exercise of its power to make payments from the municipal fund or the trust fund, a list of accounts paid by the CEO is to be prepared each month showing for each account paid since the last such list was prepared —
(a) the payee's name;
(b) the amount of the payment;
(c) the date of the payment; and
(d) sufficient information to identify the transaction.

(3) A list prepared under subregulation 34 (1) is to be —

(a) presented to the council at the next ordinary meeting of the council after the list is prepared; and

(b) recorded in the minutes of that meeting.

Policy Implications

All accounts paid have been duly incurred and authorised for payment as per approved purchasing and payment procedures.

Financial Implications

Ongoing management of Council funds by providing Council with sufficient information to monitor and review payments made.

Strategic Implications

Area 5: Investing in Councils Leadership

Goal: *Strengthen the Shire's position as an innovative, independent local Government providing excellence in all areas of governance, management and leadership*

Consultation
FO

Comment
All accounts paid have been duly incurred and authorised for payment as per approved purchasing and payment procedures.

Voting Requirements – Simple Majority

Officers Recommendation – Item 17052.2

That Council, pursuant to Regulation 13 of the Local Government (Financial Management) Regulations 1996 (as amended), confirms the accounts paid for the month ending 30th April 2017 as attached to and forming part of this report.

Municipal Account	
EFT	$628,383.39
Direct Debits	$88,976.47
Cheques	$40,601.03
Corporate MasterCard	$3,172.89
Bank Fees	$367.81
Total	**$761,501.59**

Trust Account - Shire	
EFT	$
Cheques	$
Bank Fees	$
Total	**$**

Trust Account – Mt Gibson Public Benefit Funds	
EFT	$
Cheques	$
Bank Fees	$

Total	**$ 0**

Totalling **$761,501.59** *from Municipal and Trust Accounts for* the month ending **30th April 2017.**

17053 GENERAL BUSINESS

17053.1 MOTIONS OF WHICH DUE NOTICE HAVE BEEN GIVEN

17053.2 QUESTIONS BY MEMBERS OF WHICH DUE NOTICE HAS BEEN GIVEN

17053.3 URGENT BUSINESS APPROVED BY THE PERSON PRESIDING OR BY DECISION

17053.4 MATTERS BEHIND CLOSED DOORS

17053.5 DATE OF NEXT MEETING / MEETINGS

The next Finance Committee Meeting is to be held Tuesday 13th June 2017 commencing at 5.00 pm.

CLOSURE

Perenjori

Embrace Opportunity

Attachments

Finance Committee Meeting
16th May 2017

Perenjori

Embrace Opportunity

Attachment 17052.1

Finance Statements April 2017

Finance Committee Meeting
16th May 2017

SHIRE OF PERENJORI

MONTHLY FINANCIAL REPORT

For the Period Ended 30 April 2017

LOCAL GOVERNMENT ACT 1995

LOCAL GOVERNMENT (FINANCIAL MANAGEMENT) REGULATIONS 1996

TABLE OF CONTENTS

Compilation Report

Monthly Summary Information

Statement of Financial Activity by Program

Statement of Financial Activity By Nature or Type

Statement of Capital Acquisitions and Capital Funding

Statement of Budget Amendments

Note 1 Significant Accounting Policies

Note 2 Explanation of Material Variances

Note 3 Net Current Funding Position

Note 4 Cash and Investments

Note 5 Budget Amendments

Note 6 Receivables

Note 7 Cash Backed Reserves

Note 8 Capital Disposals

Note 9 Rating Information

Note 10 Information on Borrowings

Note 11 Grants and Contributions

Note 12 Trust

Note 13 Details of Capital Acquisitions

Appendix A Detailed Schedules

Report Purpose

This report is prepared to meet the requirements of *Local Government (Financial Management) Regulations 1996,* Regulation 34 .

Overview

Summary reports and graphical progressive graphs are provided on page 3, 4 and 5.
No matters of significance are noted.

Statement of Financial Activity by reporting program

Is presented on page 7 and shows a surplus as at 30 April 2017 of $555,620.

Note: The Statements and accompanying notes are prepared based on all transactions recorded at the time of preparation and may vary.

Preparation

Prepared by: Debby Barndon
Reviewed by: Ali Mills
Date prepared: 11/05/2017

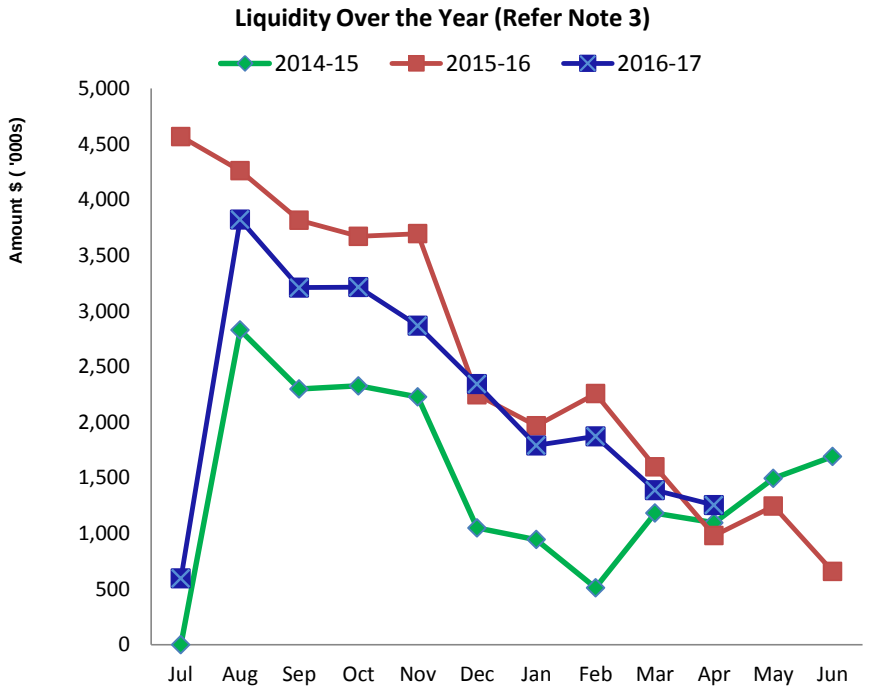

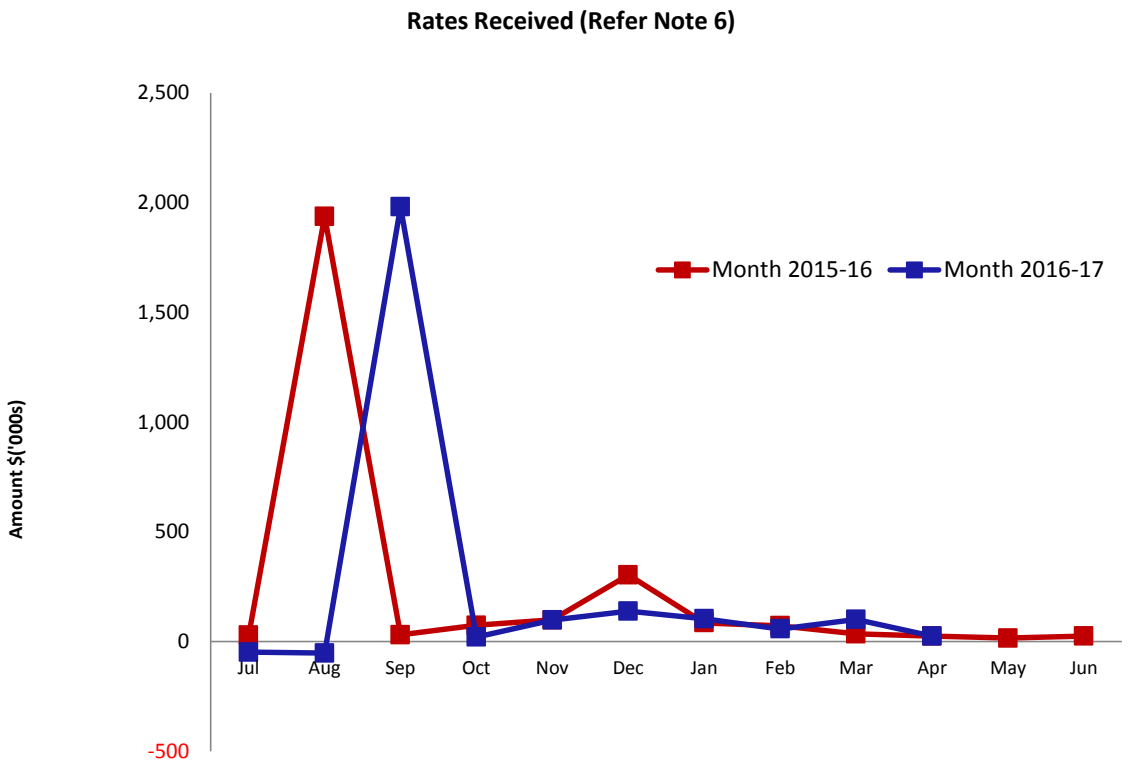

Comments

This information is to be read in conjunction with the accompanying Financial Statements and notes.

Shire of Perenjori

Monthly Summary Information

For the Period Ended 30 April 2017

Revenues

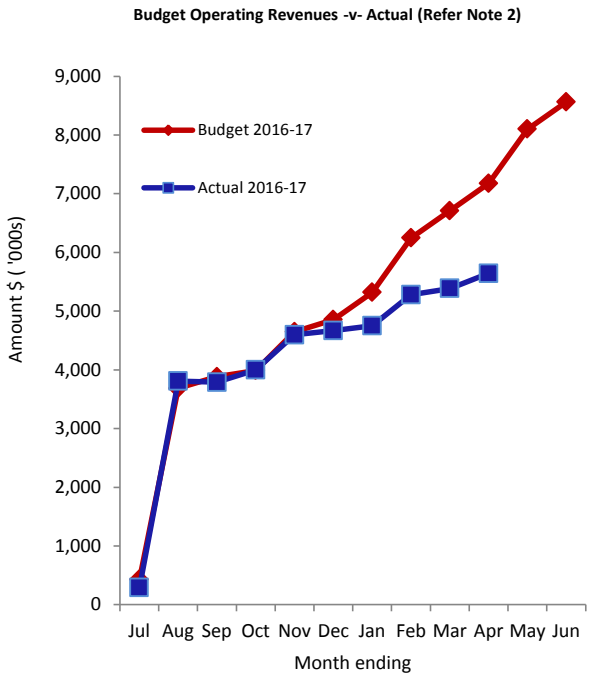

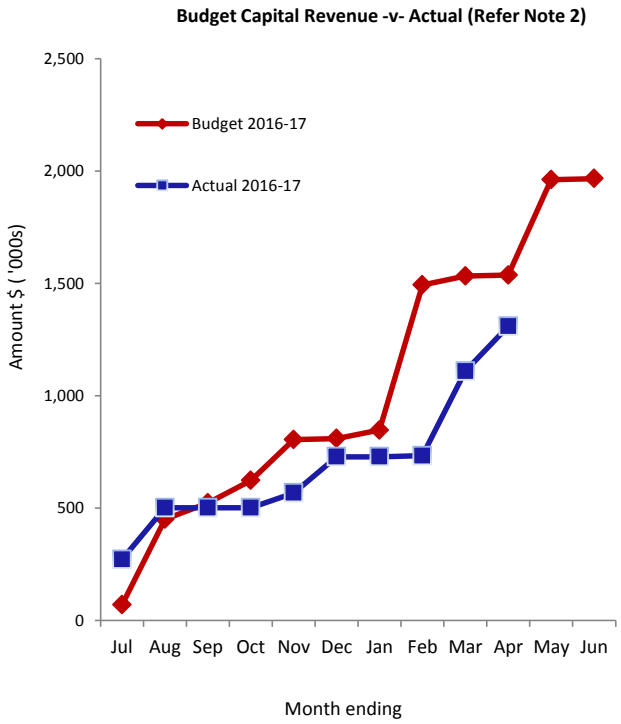

Expenditure

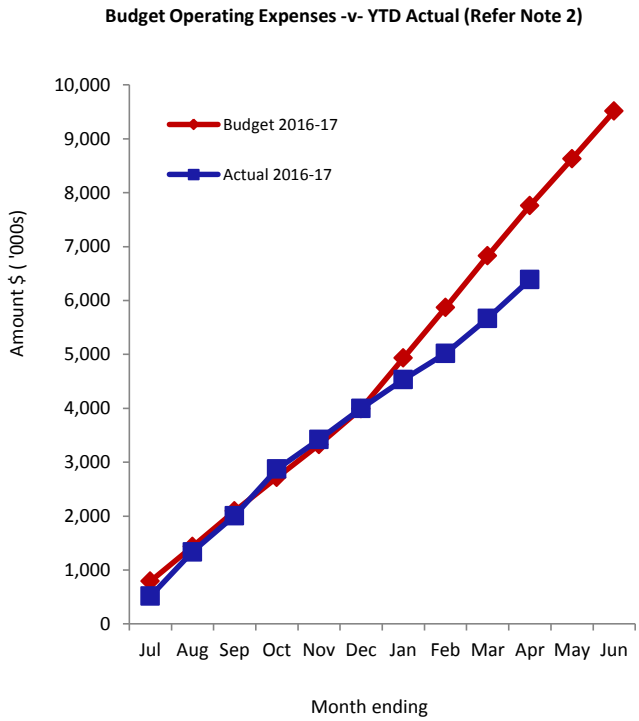

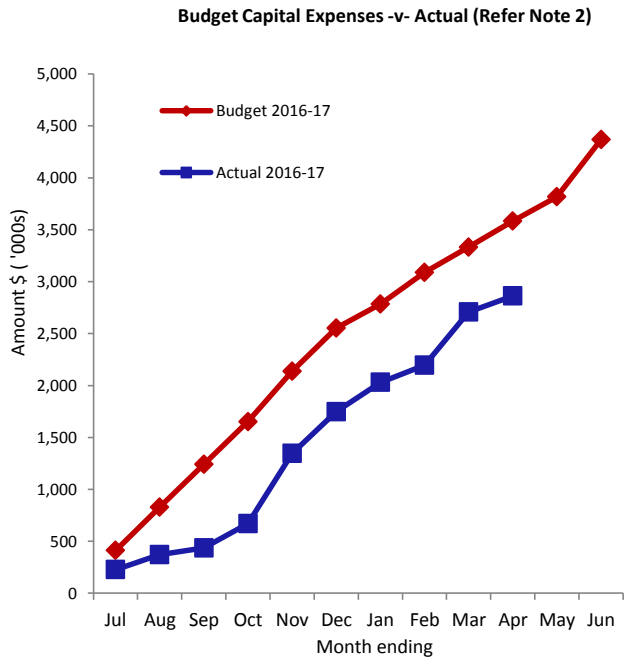

Comments

This information is to be read in conjunction with the accompanying Financial Statements and notes.

SHIRE OF PERENJORI
STATEMENT OF FINANCIAL ACTIVITY
(Statutory Reporting Program)
For the Period Ended 30 April 2017

	Note	Current Annual Budget	Current YTD Budget (a)	YTD Actual (b)	Var. $ (b)-(a)	Var. % (b)-(a)/(a)	Var.
Operating Revenues		$	$	$	$	%	
Governance		100,811	52,000	44,409	(7,591)	(14.60%)	
General Purpose Funding - Rates	9	2,590,889	2,590,889	2,598,910	8,021	0.31%	
General Purpose Funding - Other		1,884,754	1,416,611	1,406,018	(10,594)	(0.75%)	
Law, Order and Public Safety		24,100	20,240	21,336	1,096	5.42%	
Health		2,600	2,160	2,200	40	1.85%	
Education and Welfare		129,940	145,072	110,000	(35,072)	(24.18%)	▼
Housing		165,000	145,830	178,291	32,461	22.26%	▲
Community Amenities		68,500	63,910	59,500	(4,410)	(6.90%)	
Recreation and Culture		438,500	584,151	567,767	(16,384)	(2.80%)	
Transport		215,133	1,623,435	210,967	(1,412,468)	(87.00%)	▼
Economic Services		279,000	257,500	246,747	(10,753)	(4.18%)	
Other Property and Services		489,000	367,858	202,299	(165,559)	(45.01%)	▼
Total Operating Revenue		**6,388,227**	**7,269,656**	**5,648,444**	**(1,621,212)**		
Operating Expense							
Governance		(217,722)	(248,693)	(224,942)	23,751	9.55%	
General Purpose Funding		(159,810)	(131,067)	(115,556)	15,511	11.83%	▼
Law, Order and Public Safety		(186,842)	(205,006)	(184,434)	20,572	10.03%	▼
Health		(131,919)	(116,915)	(77,236)	39,679	33.94%	▼
Education and Welfare		(418,521)	(375,135)	(406,685)	(31,550)	(8.41%)	
Housing		(102,531)	(48,292)	(72,257)	(23,965)	(49.62%)	▲
Community Amenities		(388,633)	(381,273)	(318,126)	63,147	16.56%	▼
Recreation and Culture		(1,391,341)	(1,422,455)	(1,337,334)	85,121	5.98%	
Transport		(3,365,861)	(3,954,470)	(2,499,405)	1,455,065	36.80%	▼
Economic Services		(689,724)	(631,480)	(584,555)	46,925	7.43%	
Other Property and Services		(411,316)	(245,297)	(568,075)	(322,778)	(131.59%)	▲
Total Operating Expenditure		**(7,464,220)**	**(7,760,083)**	**(6,388,605)**	**1,371,478**		
Funding Balance Adjustments							
Add back Depreciation		3,155,150	2,349,060	2,245,243	(103,817)	(4.42%)	
Adjust (Profit)/Loss on Asset Disposal	8	12,027	12,027	8,173	(3,854)	(32.05%)	
Movements in Non Current Assets		0	0	3,630	3,630		
Net Cash from Operations		**2,091,184**	**1,870,660**	**1,516,885**	**(353,775)**		
Capital Revenues							
Grants, Subsidies and Contributions	11	2,161,679	1,442,384	1,304,648	(137,736)	(9.55%)	
Proceeds from Disposal of Assets	8	95,000	95,000	16,364	(78,636)	(82.78%)	▼
Total Capital Revenues		**2,256,679**	**1,537,384**	**1,321,012**	**(216,372)**		
Capital Expenses							
Land Held for Resale		0	0	0	0		
Land and Buildings	13	(1,443,712)	(935,581)	(968,954)	(33,373)	(3.57%)	
Infrastructure - Roads	13	(2,297,981)	(2,107,680)	(1,663,253)	444,427	21.09%	▼
Infrastructure - Parks, Ovals, & Dam	13	(300,000)	(63,832)	(51,466)	12,366	19.37%	
Infrastructure - Other	13	(505,000)	(82,778)	(34,858)	47,920	57.89%	▼
Infrastructure - Footpaths	13	0	0	0	0		
Plant and Equipment	13	(560,413)	(467,840)	(242,413)	225,427	48.18%	▼
Furniture and Equipment	13	(10,000)	(9,170)	(2,628)	6,542	71.34%	
Total Capital Expenditure		**(5,117,106)**	**(3,666,881)**	**(2,963,572)**	**703,309**		
Net Cash from Capital Activities		**(2,860,427)**	**(2,129,497)**	**(1,642,560)**	**486,937**		
Financing							
Proceeds from New Debentures		0	0	0	0		
Transfer from Reserves	7	452,500	442,840	244,500	(198,340)	(44.79%)	▼
Repayment of Debentures	10	(238,737)	(211,474)	(210,147)	1,327	0.63%	
Transfer to Reserves	7	(132,861)	(160,284)	(12,191)	148,093	92.39%	▲
Net Cash from Financing Activities		**80,902**	**71,082**	**22,161**	**(48,921)**		
Net Operations, Capital and Financing		**(688,341)**	**(187,755)**	**(103,514)**	**84,241**		
Opening Funding Surplus(Deficit)	3	**749,960**	**659,134**	**659,134**	**(0)**	(0.00%)	
Closing Funding Surplus(Deficit)	3	**61,619**	**471,379**	**555,620**	**84,241**		

Indicates a variance between Year to Date (YTD) Budget and YTD Actual data as per the adopted materiality threshold.
Refer to Note 2 for an explanation of the reasons for the variance.

This statement is to be read in conjunction with the accompanying Financial Statements and notes.

SHIRE OF PERENJORI
STATEMENT OF FINANCIAL ACTIVITY
(By Nature or Type)
For the Period Ended 30 April 2017

	Note	Current Annual Budget	Current YTD Budget (a)	YTD Actual (b)	Var. $ (b)-(a)	Var. % (b)-(a)/(a)	Var.
Operating Revenues		$	$	$	$	%	
Rates	9	2,590,889	2,590,889	2,598,910	8,021	0.31%	
Operating Grants, Subsidies and Contributions	11	2,535,272	3,638,146	2,194,442	(1,443,704)	(39.68%)	▼
Fees and Charges		1,050,550	854,714	713,845	(140,869)	(16.48%)	▼
Service Charges		0	0	0	0		
Interest Earnings		64,861	54,040	31,240	(22,800)	(42.19%)	▼
Other Revenue		136,500	121,712	110,006	(11,706)	(9.62%)	
Profit on Disposal of Assets	8	10,155	10,155	0	(10,155)	(100.00%)	
Total Operating Revenue		**6,388,227**	**7,269,656**	**5,648,444**	(1,621,212)		
Operating Expense							
Employee Costs		(2,222,271)	(1,970,537)	(2,131,222)	(160,685)	(8.15%)	
Materials and Contracts		(1,336,991)	(2,747,098)	(1,404,269)	1,342,829	48.88%	▼
Utility Charges		(224,445)	(210,763)	(188,801)	21,962	10.42%	▲
Depreciation on Non-Current Assets		(3,155,150)	(2,349,060)	(2,245,243)	103,817	4.42%	
Interest Expenses		(74,483)	(73,892)	(71,418)	2,474	3.35%	
Insurance Expenses		(128,228)	(128,228)	(117,240)	10,988	8.57%	
Other Expenditure		(300,470)	(258,323)	(222,240)	36,083	13.97%	▼
Loss on Disposal of Assets	8	(22,182)	(22,182)	(8,173)	14,009	63.16%	▼
Total Operating Expenditure		**(7,464,220)**	**(7,760,083)**	**(6,388,605)**	1,371,478		
Funding Balance Adjustments							
Add back Depreciation		3,155,150	2,349,060	2,245,243	(103,817)	(4.42%)	
Adjust (Profit)/Loss on Asset Disposal	8	12,027	12,027	8,173	(3,854)	(32.05%)	
Movement in Non Current Assets		0	0	3,630	3,630		
Net Cash from Operations		**2,091,184**	**1,870,660**	**1,516,885**	**(353,775)**		
Capital Revenues							
Grants, Subsidies and Contributions	11	2,161,679	1,442,384	1,304,648	(137,736)	(9.55%)	
Proceeds from Disposal of Assets	8	95,000	95,000	16,364	(78,636)	(82.78%)	▼
Total Capital Revenues		**2,256,679**	**1,537,384**	**1,321,012**	(216,372)		
Capital Expenses							
Land Held for Resale		0	0	0	0		
Land and Buildings	13	(1,443,712)	(935,581)	(968,954)	(33,373)	(3.57%)	
Infrastructure - Roads	13	(2,297,981)	(2,107,680)	(1,663,253)	444,427	21.09%	▼
Infrastructure - Parks, Ovals, & Dam	13	(300,000)	(63,832)	(51,466)	12,366	19.37%	▼
Infrastructure - Others	13	(505,000)	(82,778)	(34,858)	47,920	57.89%	▼
Infrastructure - Footpaths	13	0	0	0	0		
Plant and Equipment	13	(560,413)	(467,840)	(242,413)	225,427	48.18%	▼
Furniture and Equipment	13	(10,000)	(9,170)	(2,628)	6,542	71.34%	
Total Capital Expenditure		**(5,117,106)**	**(3,666,881)**	**(2,963,572)**	703,309		
Net Cash from Capital Activities		**(2,860,427)**	**(2,129,497)**	**(1,642,560)**	**486,937**		
Financing							
Proceeds from New Debentures		0	0	0	0		
Transfer from Reserves	7	452,500	442,840	244,500	(198,340)	(44.79%)	▼
Advances to Community Groups		0	0	0	0		
Repayment of Debentures	10	(238,737)	(211,474)	(210,147)	1,327	0.63%	
Transfer to Reserves	7	(132,861)	(160,284)	(12,191)	148,093	92.39%	▼
Net Cash from Financing Activities		**80,902**	**71,082**	**22,161**	**(48,921)**		
Net Operations, Capital and Financing		**(688,341)**	**(187,755)**	**(103,514)**	**84,241**		
Opening Funding Surplus(Deficit)	3	**749,960**	**659,134**	**659,134**	**(0)**	(0.00%)	
Closing Funding Surplus(Deficit)	3	**61,619**	**471,379**	**555,620**	**84,241**		

Indicates a variance between Year to Date (YTD) Budget and YTD Actual data as per the adopted materiality threshold.
Refer to Note 2 for an explanation of the reasons for the variance.

This statement is to be read in conjunction with the accompanying Financial Statements and notes.

SHIRE OF PERENJORI
STATEMENT OF CAPITAL ACQUSITIONS AND CAPITAL FUNDING
For the Period Ended 30 April 2017

Capital Acquisitions	Note	YTD Actual New /Upgrade (a)	YTD Actual (Renewal Expenditure) (b)	YTD Actual Total (c) = (a)+(b)	Current YTD Budget (d)	YTD 30 04 2017 Current Annual Budget	Variance (d) - (c)
		$	$	$	$		$
Land and Buildings	13	52,153	916,801	968,954	935,581	1,314,712	33,373
Infrastructure Assets - Roads	13	1,663,253	0	1,663,253	2,107,680	2,297,981	(444,427)
Infrastructure - Parks, Ovals, & Dam	13	15,945	35,521	51,466	63,832	184,500	(12,366)
Infrastructure Assets - Others	13	0	34,858	34,858	82,778	84,000	(47,920)
Plant and Equipment	13	242,413	0	242,413	467,840	560,413	(225,427)
Furniture and Equipment	13	2,628	0	2,628	9,170	10,000	(6,542)
Capital Expenditure Totals		**1,976,391**	**987,181**	**2,963,572**	**3,666,881**	**4,451,606**	**(703,309)**

Funded By:

Capital Grants and Contributions	Note 11	**1,104,648**	**1,442,384**	**1,656,109**	**337,736**
Borrowings	Note 10	**0**	**0**	**0**	**0**
Other (Disposals & C/Fwd)	Note 8	**16,364**	**95,000**	**95,000**	**(78,636)**
Own Source Funding - Cash Backed Reserves					
Plant Replacement Reserve		0	0	188,000	**0**
Water Harvesting Control Reserve		0	0	0	**0**
Community Bus & Maintenance Reserve		0	0	0	**0**
Total Own Source Funding - Cash Backed Reserves	Note 7	**244,500**	**442,840**	**852,500**	**(198,340)**
Own Source Funding - Operations		1,598,060	1,686,657	**1,847,997**	**(88,597)**
Capital Funding Total		**2,963,572**	**3,666,881**	**4,451,606**	**703,309**

Comments and graphs

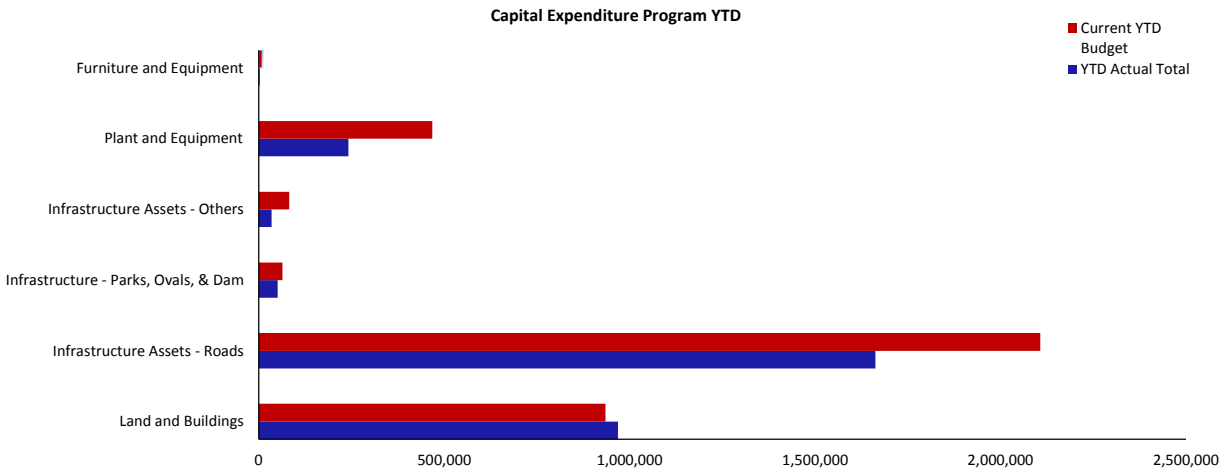

SHIRE OF PERENJORI
STATEMENT OF BUDGET AMENDMENTS
(Statutory Reporting Program)
For the Period Ended 30 April 2017

	Adopted Budget	Adopted Budget Amendments (Note 5)	Current Annual Budget	Current YTD Budget (a)
Operating Revenues	$	$	$	$
Governance	100,811	(40,000)	60,811	52,000
General Purpose Funding - Rates	2,579,353	0	2,579,353	2,590,889
General Purpose Funding - Other	1,896,290	0	1,896,290	1,416,611
Law, Order and Public Safety	24,100	0	24,100	20,240
Health	2,600	0	2,600	2,160
Education and Welfare	129,940	56,428	186,368	145,072
Housing	165,000	10,000	175,000	145,830
Community Amenities	68,500	0	68,500	63,910
Recreation and Culture	438,500	157,927	596,427	584,151
Transport	215,133	2,114,960	2,330,093	1,623,435
Economic Services	279,000	30,000	309,000	257,500
Other Property and Services	489,000	(58,641)	430,359	367,858
Total Operating Revenue	6,388,227	2,270,674	8,658,901	7,269,656
Operating Expense				
Governance	(217,722)	(18,050)	(269,306)	(248,693)
General Purpose Funding	(159,810)	0	(159,810)	(131,067)
Law, Order and Public Safety	(186,842)	(49,000)	(235,842)	(205,006)
Health	(131,919)	0	(131,919)	(116,915)
Education and Welfare	(418,521)	(30,929)	(449,450)	(375,135)
Housing	(102,531)	53,606	(48,926)	(48,292)
Community Amenities	(388,633)	36,995	(454,104)	(381,273)
Recreation and Culture	(1,391,341)	(213,482)	(1,604,823)	(1,422,455)
Transport	(3,365,861)	(1,825,124)	(5,190,985)	(3,954,470)
Economic Services	(689,724)	(50,000)	(739,724)	(631,480)
Other Property and Services	(411,316)	184,360	(226,956)	(245,297)
Total Operating Expenditure	(7,464,220)	(1,911,624)	(9,511,845)	(7,760,083)
Funding Balance Adjustments				
Add back Depreciation	3,155,150	(336,312)	2,818,838	2,349,060
Adjust (Profit)/Loss on Asset Disposal	12,027	0	12,027	12,027
Adjust Provisions and Accruals				
Net Cash from Operations	**2,091,184**	**22,738**	**1,977,921**	**1,870,660**
Capital Revenues				
Grants, Subsidies and Contributions	2,161,679	(289,570)	1,872,109	1,442,384
Proceeds from Disposal of Assets	95,000	0	95,000	95,000
Proceeds from Sale of Investments				
Total Capital Revenues	2,256,679	(289,570)	1,967,109	1,537,384
Capital Expenses				
Land Held for Resale	0			
Land and Buildings	(1,443,712)	414,000	(1,314,712)	(935,581)
Infrastructure - Roads	(2,297,981)	(17,500)	(2,297,981)	(2,107,680)
Infrastructure - Parks, Ovals, & Dam	(300,000)	(5,000)	(184,500)	(63,832)
Infrastructure - Public Facilities	0	0	0	
Infrastructure - Others	(505,000)	138,000	(84,000)	(82,778)
Plant and Equipment	(560,413)	0	(560,413)	(467,840)
Furniture and Equipment	(10,000)	0	(10,000)	(9,170)
Total Capital Expenditure	(5,117,106)	529,500	(4,451,606)	(3,666,881)
Net Cash from Capital Activities	**(2,860,427)**	**239,930**	**(2,484,497)**	**(2,129,497)**
Financing				
Proceeds from New Debentures				
Transfer from Reserves	452,500	25,000	477,500	442,840
Repayment of Debentures	(238,737)	0	(238,737)	(211,474)
Transfer to Reserves	(132,861)	(200,000)	(332,861)	(160,284)
Net Cash from Financing Activities	**80,902**	**(175,000)**	**(94,098)**	**71,082**
Net Operations, Capital and Financing	**(688,341)**	**87,668**	**(600,674)**	**(187,755)**
Opening Funding Surplus(Deficit)	749,960	659,134	659,134	659,134
Closing Funding Surplus(Deficit)	**61,619**	**746,801**	**58,460**	**471,379**

Indicates a variance between Year to Date (YTD) Budget and YTD Actual data as per the adopted materiality threshold.

1. SIGNIFICANT ACCOUNTING POLICIES

(a) Basis of Accounting

This statement comprises a special purpose financial report which has been prepared in accordance with Australian Accounting Standards (as they apply to local governments and not-for-profit entities), Australian Accounting Interpretations, other authoritative pronouncements of the Australian Accounting Standards Board, the Local Government Act 1995 and accompanying regulations. Material accounting policies which have been adopted in the preparation of this statement are presented below and have been consistently applied unless stated otherwise.

Except for cash flow and rate setting information, the report has also been prepared on the accrual basis and is based on historical costs, modified, where applicable, by the measurement at fair value of selected non-current assets, financial assets and liabilities.

Critical Accounting Estimates

The preparation of a financial report in conformity with Australian Accounting Standards requires management to make judgements, estimates and assumptions that effect the application of policies and reported amounts of assets and liabilities, income and expenses.

The estimates and associated assumptions are based on historical experience and various other factors that are believed to be reasonable under the circumstances; the results of which form the basis of making the judgements about carrying values of assets and liabilities that are not readily apparent from other sources. Actual results may differ from these estimates.

(b) The Local Government Reporting Entity

All Funds through which the Council controls resources to carry on its functions have been included in this statement.

In the process of reporting on the local government as a single unit, all transactions and balances between those funds (for example, loans and transfers between Funds) have been eliminated.

All monies held in the Trust Fund are excluded from the statement, but a separate statement of those monies appears at Note 12.

(c) Rounding Off Figures

All figures shown in this statement are rounded to the nearest dollar.

(d) Rates, Grants, Donations and Other Contributions

Rates, grants, donations and other contributions are recognised as revenues when the local government obtains control over the assets comprising the contributions. Control over assets acquired from rates is obtained at the commencement of the rating period or, where earlier, upon receipt of the rates.

(e) Goods and Services Tax

Revenues, expenses and assets are recognised net of the amount of GST, except where the amount of GST incurred is not recoverable from the Australian Taxation Office (ATO).

Receivables and payables are stated inclusive of GST receivable or payable.
The net amount of GST recoverable from, or payable to, the ATO is included with receivables or payables in the statement of financial position.

Cash flows are presented on a gross basis. The GST components of cash flows arising from investing or financing activities which are recoverable from, or payable to, the ATO are presented as operating cash flows.

1. SIGNIFICANT ACCOUNTING POLICIES (Continued)

(f) Cash and Cash Equivalents

Cash and cash equivalents include cash on hand, cash at bank, deposits available on demand with banks and other short term highly liquid investments that are readily convertible to known amounts of cash and which are subject to an insignificant risk of changes in value and bank overdrafts.

Bank overdrafts are reported as short term borrowings in current liabilities in the statement of financial position.

(g) Trade and Other Receivables

Trade and other receivables include amounts due from ratepayers for unpaid rates and service charges and other amounts due from third parties for goods sold and services performed in the ordinary course of business.

Receivables expected to be collected within 12 months of the end of the reporting period are classified as current assets. All other receivables are classified as non-current assets.

Collectability of trade and other receivables is reviewed on an ongoing basis. Debts that are known to be uncollectible are written off when identified. An allowance for doubtful debts is raised when there is objective evidence that they will not be collectible.

(h) Inventories

General

Inventories are measured at the lower of cost and net realisable value.

Net realisable value is the estimated selling price in the ordinary course of business less the estimated costs of completion and the estimated costs necessary to make the sale.

Land Held for Resale

Land held for development and sale is valued at the lower of cost and net realisable value. Cost includes the cost of acquisition, development, borrowing costs and holding costs until completion of development. Finance costs and holding charges incurred after development is completed are expensed.

Gains and losses are recognised in profit or loss at the time of signing an unconditional contract of sale if significant risks and rewards, and effective control over the land, are passed on to the buyer at this point.

Land held for sale is classified as current except where it is held as non-current based on Council's intentions to release for sale.

(i) Fixed Assets

All assets are initially recognised at cost. Cost is determined as the fair value of the assets given as consideration plus costs incidental to the acquisition. For assets acquired at no cost or for nominal consideration, cost is determined as fair value at the date of acquisition. The cost of non-current assets constructed by the local government includes the cost of all materials used in the construction, direct labour on the project and an appropriate proportion of variable and fixed overhead.

Certain asset classes may be revalued on a regular basis such that the carrying values are not materially different from fair value. Assets carried at fair value are to be revalued with sufficient regularity to ensure the carrying amount does not differ materially from that determined using fair value at reporting date.

1. SIGNIFICANT ACCOUNTING POLICIES (Continued)

(j) Depreciation of Non-Current Assets

All non-current assets having a limited useful life are systematically depreciated over their useful lives in a manner which reflects the consumption of the future economic benefits embodied in those assets.

Depreciation is recognised on a straight-line basis, using rates which are reviewed each reporting period. Major depreciation rates and periods are:

Buildings	25 to 50 years
Construction other than Buildings (Public Facilities)	5 to 50 years
Furniture and Equipment	4 to 10 years
Plant and Equipment	5 to 15 years
Heritage Assets	25 to 50 years
Roads	25 years
Footpaths	50 years
Sewerage Piping	75 years
Water Supply Piping and Drainage Systems	75 years

(k) Trade and Other Payables

Trade and other payables represent liabilities for goods and services provided to the Council prior to the end of the financial year that are unpaid and arise when the Council becomes obliged to make future payments in respect of the purchase of these goods and services. The amounts are unsecured, are recognised as a current liability and are normally paid within 30 days of recognition.

(l) Employee Benefits

The provisions for employee benefits relates to amounts expected to be paid for long service leave, annual leave, wages and salaries and are calculated as follows:

(i) Wages, Salaries, Annual Leave and Long Service Leave (Short-term Benefits)

The provision for employees' benefits to wages, salaries, annual leave and long service leave expected to be settled within 12 months represents the amount the Shire has a present obligation to pay resulting from employees services provided to balance date. The provision has been calculated at nominal amounts based on remuneration rates the Shire expects to pay and includes related on-costs.

(ii) Annual Leave and Long Service Leave (Long-term Benefits)

The liability for long service leave is recognised in the provision for employee benefits and measured as the present value of expected future payments to be made in respect of services provided by employees up to the reporting date using the project unit credit method. Consideration is given to expected future wage and salary levels, experience of employee departures and periods of service. Expected future payments are discounted using market yields at the reporting date on national government bonds with terms to maturity and currency that match as closely as possible, the estimated future cash outflows. Where the Shire does not have the unconditional right to defer settlement beyond 12 months, the liability is recognised as a current liability.

1. SIGNIFICANT ACCOUNTING POLICIES (Continued)

(m) Interest-bearing Loans and Borrowings

All loans and borrowings are initially recognised at the fair value of the consideration received less directly attributable transaction costs.

After initial recognition, interest-bearing loans and borrowings are subsequently measured at amortised cost using the effective interest method. Fees paid on the establishment of loan facilities that are yield related are included as part of the carrying amount of the loans and borrowings.

Borrowings are classified as current liabilities unless the Council has an unconditional right to defer settlement of the liability for at least 12 months after the balance sheet date.

Borrowing Costs

Borrowing costs are recognised as an expense when incurred except where they are directly attributable to the acquisition, construction or production of a qualifying asset. Where this is the case, they are capitalised as part of the cost of the particular asset.

(n) Provisions

Provisions are recognised when: The council has a present legal or constructive obligation as a result of past events; it is more likely than not that an outflow of resources will be required to settle the obligation; and the amount has been reliably estimated. Provisions are not recognised for future operating losses.

Where there are a number of similar obligations, the likelihood that an outflow will be required in settlement is determined by considering the class of obligations as a whole. A provision is recognised even if the likelihood of an outflow with respect to any one of item included in the same class of obligations may be small.

(o) Current and Non-Current Classification

In the determination of whether an asset or liability is current or non-current, consideration is given to the time when each asset or liability is expected to be settled. The asset or liability is classified as current if it is expected to be settled within the next 12 months, being the Council's operational cycle. In the case of liabilities where Council does not have the unconditional right to defer settlement beyond 12 months, such as vested long service leave, the liability is classified as current even if not expected to be settled within the next 12 months. Inventories held for trading are classified as current even if not expected to be realised in the next 12 months except for land held for resale where it is held as non current based on Council's intentions to release for sale.

1. SIGNIFICANT ACCOUNTING POLICIES (Continued)

(p) Nature or Type Classifications

Rates
All rates levied under the Local Government Act 1995. Includes general, differential, specific area rates, minimum rates, interim rates, back rates, ex-gratia rates, less discounts offered. Exclude administration fees, interest on instalments, interest on arrears and service charges.

Operating Grants, Subsidies and Contributions
Refer to all amounts received as grants, subsidies and contributions that are not non-operating grants.

Non-Operating Grants, Subsidies and Contributions
Amounts received specifically for the acquisition, construction of new or the upgrading of non-current assets paid to a local government, irrespective of whether these amounts are received as capital grants, subsidies, contributions or donations.

Profit on Asset Disposal
Profit on the disposal of assets including gains on the disposal of long term investments.
Losses are disclosed under the expenditure classifications.

Fees and Charges
Revenues (other than service charges) from the use of facilities and charges made for local government services, sewerage rates, rentals, hire charges, fee for service, photocopying charges, licences, sale of goods or information, fines, penalties and administration fees. Local governments may wish to disclose more detail such as rubbish collection fees, rental of property, fines and penalties, other fees and charges.

Service Charges
Service charges imposed under Division 6 of Part 6 of the Local Government Act 1995. Regulation 54 of the Local Government (Financial Management) Regulations 1996 identifies the These are television and radio broadcasting, underground electricity and neighbourhood surveillance services. Exclude rubbish removal charges. Interest and other items of a similar nature received from bank and investment accounts, interest on rate instalments, interest on rate arrears and interest on debtors.

Interest Earnings
Interest and other items of a similar nature received from bank and investment accounts, interest on rate instalments, interest on rate arrears and interest on debtors.

Other Revenue / Income
Other revenue, which can not be classified under the above headings, includes dividends, discounts, rebates etc.

Employee Costs
All costs associate with the employment of person such as salaries, wages, allowances, benefits such as vehicle and housing, superannuation, employment expenses, removal expenses, relocation expenses, worker's compensation insurance, training costs, conferences, safety expenses, medical examinations, fringe benefit tax, etc.

Materials and Contracts
All expenditures on materials, supplies and contracts not classified under other headings. These include supply of goods and materials, legal expenses, consultancy, maintenance agreements, communication expenses, advertising expenses, membership, periodicals, publications, hire expenses, rental, leases, postage and freight etc. Local governments may wish to disclose more detail such as contract services, consultancy, information technology, rental or lease expenditures.

Utilities (Gas, Electricity, Water, etc.)
Expenditures made to the respective agencies for the provision of power, gas or water. Exclude expenditures incurred for the reinstatement of roadwork on behalf of these agencies.

1. SIGNIFICANT ACCOUNTING POLICIES (Continued)

(q) Nature or Type Classifications (Continued)

Insurance
All insurance other than worker's compensation and health benefit insurance included as a cost of employment.

Loss on asset disposal
Loss on the disposal of fixed assets.

Depreciation on non-current assets
Depreciation expense raised on all classes of assets.

Interest expenses
Interest and other costs of finance paid, including costs of finance for loan debentures, overdraft accommodation and refinancing expenses.

Other expenditure
Statutory fees, taxes, provision for bad debts, member's fees or levies including WA Fire Brigade Levy and State taxes. Donations and subsidies made to community groups.

(r) Statement of Objectives

Council has adopted a 'Plan for the future' comprising a Strategic Community Plan and Corporate Business Plan to provide the long term community vision, aspirations and objectives.

Based upon feedback received from the community the vision of the Shire is:
"A wonderful place to live, work, invest and visit with the community working together to achieve shared objectives"

The Strategic Community Plan defines the key objectives of the Shire as:
"Economic: A strong, resilient and balanced economy.
Environment: Our unique natural and built environment is protected and enhanced.
Social: Our community enjoys a high quality of life.
Civic Leadership: A collaborative and engaged community."

(s) Reporting Programs

Council operations as disclosed in this statement encompass the following service orientated activities/programs:

GOVERNANCE
Expenses associated with provision of services to members of council and elections. Also included are costs associated with computer operations, corporate accounting, corporate records and asset management. Costs reported as administrative expenses are redistributed in accordance with the principle of activity based costing (ABC).

GENERAL PURPOSE FUNDING
Rates and associated revenues, general purpose government grants, interest revenue and other miscellaneous revenues such as commission on Police Licensing. The costs associated with raising the above mentioned revenues, eg. Valuation expenses, debt collection and overheads.

LAW, ORDER, PUBLIC SAFETY
Enforcement of Local Laws, fire prevention, animal control and provision of ranger services.

HEALTH
Health inspection services, food quality control, mosquito control and contributions towards provision of medical health services.

1. SIGNIFICANT ACCOUNTING POLICIES (Continued)

(s) Reporting Programs (Continued)

HOUSING
Provision and maintenance of rented housing accommodation for pensioners and employees.

COMMUNITY AMENITIES
Sanitation, sewerage, stormwater drainage, protection of the environment, public conveniences, cemeteries and town planning.

RECREATION AND CULTURE
Parks, gardens and recreation reserves, library services, television and radio re-broadcasting, swimming facilities, walk trails, youth recreation, public halls.

TRANSPORT
Construction and maintenance of roads, footpaths, drainage works, parking facilities, traffic control, depot operations, plant purchase, marine facilities and cleaning of streets.

ECONOMIC SERVICES
Tourism, community development, pest control, building services, caravan parks and private works.

OTHER PROPERTY & SERVICES
Plant works, plant overheads and stock of materials.

SHIRE OF PERENJORI
NOTES TO THE STATEMENT OF FINANCIAL ACTIVITY
For the Period Ended 30 April 2017

Note 2: EXPLANATION OF MATERIAL VARIANCES

Reporting Program	Var. $	Var. %	Var.	Timing/ Permanent	Explanation of Variance
Operating Revenues					
Governance	(7,591)	-15%			Reserve Interest due to term deposit
General Purpose Funding	(2,573)	0%			Under Reporting Threshold
Law Order & Public Safety	1,096	5%			Under Reporting Threshold
Health	40	2%			Under Reporting Threshold
Education & Welfare	(35,072)	-24%	▼		Youth Activities Grant & Expenditure not occuring waiting on grant income for PECC
Housing	32,461	22%	▲		Rental Income from staff & private housing & ECO 2 & admin allocation
Community Amenities	(4,410)	-7%			Under Reporting Threshold
Recreation and Culture	(16,384)	-3%			Under Reporting Threshold
Transport	(1,412,468)	-87%	▼		Flood Damage under budget YTD
Economic Services	(10,753)	-4%			Under Reporting Threshold
Other Property and Services	(165,559)	-45%	▼		Private & mining works offset with expenditure down also
Operating Expense					
Governance	23,751	9.55%			Under Reporting Threshold
General Purpose Funding	15,511	11.83%	▼		Administration, Rates Legal Fees and Valuation Expenses under budget YTD
Law, Order and Public Safety	20,572	10.03%	▼		Administration, Fire Manager, Building Maintenance under budget YTD
Health	39,679	33.94%	▼		Medical centre maintenance, mosquito control under budget YTD
Education and Welfare	(31,550)	(8.41%)			Under Reporting Threshold
Housing	(23,965)	(49.62%)	▲		Stoves, ceiling collapse, air conditioner repairs, service for all shire houses, insurance claims being sought
Community Amenities	63,147	16.56%	▼		Reduced refuse site maintenance, cemeteries - timing and allocations
Recreation and Culture	85,121	5.98%			Under Reporting Threshold
Transport	1,455,065	36.80%	▼		Flood damage delays and depreciation
Economic Services	46,925	7.43%			Under Reporting Threshold
Other Property and Services	(322,778)	(131.59%)	▲		Depreciation and less allocation to Public Works YTD
Capital Expenses					
Land and Buildings	(33,373)	-4%			Under Reporting Threshold
Infrastructure - Roads	444,427	21%	▼		Timing of Works with YTD budget assumptions
Infrastructure - Parks, Ovals, & Dam	12,366	19%			Aquatic Centre pool & surrounds
Infrastructure - Other	47,920	58%	▼		Caron Dam and Transfer Station not commenced
Plant and Equipment	225,427	48%	▼		Purchases to still occur
Furniture and Equipment	6,542	71%			Purchases to still occur
Surplus/(Deficit)					
Opening Funding Surplus(Deficit)	(0)	0%			

SHIRE OF PERENJORI
NOTES TO THE STATEMENT OF FINANCIAL ACTIVITY
For the Period Ended 30 April 2017

Note 3: NET CURRENT FUNDING POSITION

		Positive=Surplus (Negative=Deficit)		
	Note	YTD 30 Apr 2017	Prior Year End 30th June 2016	YTD 29 Apr 2016
		Actual YTD $	$	Previous YTD $
Current Assets				
Cash Unrestricted	4	364,037	620,137	918,310
Cash Restricted	4	1,477,096	1,909,405	1,925,589
Receivables - Rates & Rubbish	6	50,547	43,208	70,503
Receivables -Other	6	105,454	179,771	179,771
Interest / ATO Receivable/Trust		(11)	43,323	506
Inventories		70,805	55,290	116,303
		2,067,927	2,851,133	3,210,982
Less: Current Liabilities				
Payables		(62,839)	(520,369)	(281,386)
Provisions		(219,375)	(219,375)	(25,673)
		(282,213)	(739,744)	(307,058)
Less: Adjustments				
Cash Reserves - Restricted	7	(1,477,097)	(1,909,405)	(1,925,589)
For Current Leave Provisions		219,375	219,375	25,673
For Current Borrowings		27,628	237,775	13,181
		(1,230,094)	(1,452,255)	(1,886,735)
Net Current Funding Position		**555,620**	**659,134**	**1,017,188**

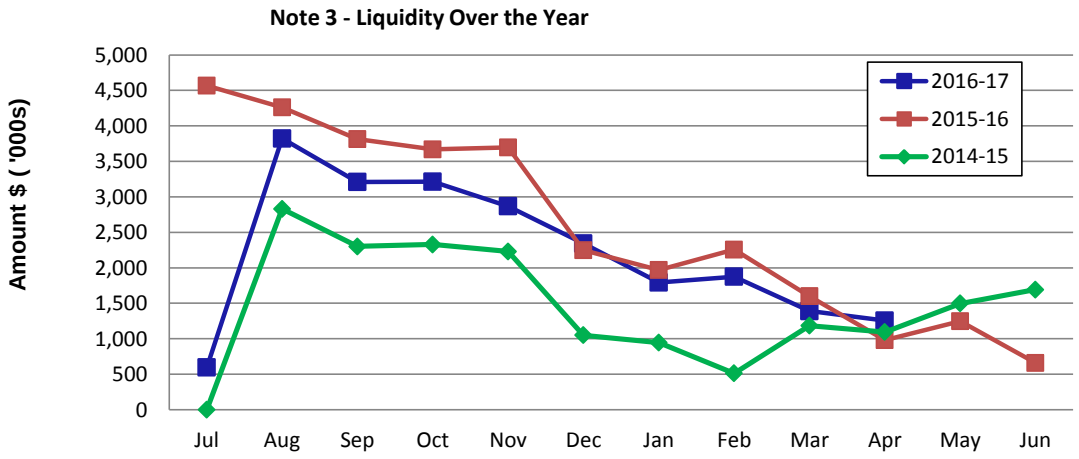

Comments - Net Current Funding Position

Receivables Other is comprised of Sundry Debtors, Pensioners Rebates Allowed
Sundry Debtors Rubbish & ESL Interest

SHIRE OF PERENJORI
NOTES TO THE STATEMENT OF FINANCIAL ACTIVITY
For the Period Ended 30 April 2017

Note 4: CASH AND INVESTMENTS

		Interest Rate	Unrestricted $	Restricted $	Trust $	Investments $	Total Amount $	Institution	Maturity Date
(a) **Cash Deposits**									
Municipal Bank Account	5375008	0.05%	(23,764)				(23,764)	Bankwest	At Call
Telenet Saver Account	0542587	1.10%	377,072	1,162,038			1,539,110	Bankwest	At Call
Mt Gibson Infrastructure Account	0860049	1.00%		315,059			315,059	Bankwest	At Call
Trust Bank Account	5373006	0.00%			1,697		1,697	Bankwest	At Call
Community Dev Projects Account	0856328	1.10%	10,428				10,428	Bankwest	At Call
Mt Gibson Public Benefit Account	903351	1.10%			153,054			Bankwest	At Call
Petty Cash			300				300		
Term Deposit 1		3.00%				700,000		Bankwest	29th Sept 2017
Total			364,037	1,477,097	154,751	700,000	1,842,830		

Note 4A: CASH INVESTMENTS

Comments/Notes - Investments

Term Deposit No. 2 Matured on the 30th Janaury 2017 and interest received was $4539.82

Shire of Perenjori
NOTES TO THE BUDGET REVIEW REPORT
31st December 2016

Note 5: BUDGET AMENDMENTS

Amendments to original budget since budget adoption. Surplus/(Deficit)

Program	GL Account Code	Description	Council Resolution	Classification	No Change - (Non Cash Items) Adjust.	Increase in Available Cash	Decrease in Available Cash	Amended Budget Running Balance
					$	$	$	$
		Budget Adoption		Opening Surplus(Deficit)				**659,134**
Governance	04013.306	Council Function Expense		Operating Expenses			6,000	**653,134**
Governance	04226.224	Staff Housing Allocation		Non Cash Item	33,534			
Governance	04299.315	Administration Allocation		Non Cash Item	(14,000)			
Governance	005TF.196	Transfer from Leave Reserve		Capital Revenue		25,000		**678,134**
Governance	04214.240	Computer Maintenance Expense		Operating Expenses			10,000	**668,134**
Governance	04221.241	Legal Fees		Operating Expenses			15,000	**653,134**
Governance	04224.221	Training Expense		Operating Expenses			6,050	**647,084**
Governance	04301.190	Sundry Income		Operating Revenue			40,000	**607,084**
Governance	04258.200	Capital - Admin Building		Capital Expenses		60,000		**667,084**
Governance	04290.292	Depreciation - Admin General		Non Cash Item	25,000			
Governance	04299.315	Administration Allocation		Non Cash Item	(30,000)			
Law & Order Public Safety	05202.240	Wild Dog Control		Operating Expenses			5,000	**662,084**
Law & Order Public Safety	05399.315	Administration Allocation		Non Cash Item	20,000			
Law & Order Public Safety	05399.315	Administration Allocation		Non Cash Item	24,000			
Education & Welfare	08427.102	Grant Income		Operating Revenue		40,428		**702,512**
Education & Welfare	08633.240	Childcare Expenses		Operating Expenses			9,800	**692,712**
Education & Welfare	08600.161	Childcare Fees		Operating Revenue		10,000		**702,712**
Education & Welfare	08603.222	Staff Housing Allocation		Non Cash Item	21,129			
Education & Welfare	08605.191	Sponsorship Reimbursement		Operating Revenue		6,000		**708,712**
Housing	09228.224	Housing Allocated		Non Cash Item	(63,605)			
Housing	09292.240	Housing Mainteance Costs		Operating Expenses			10,000	**698,712**
Housing	09300.151	Housing Rent - Private		Operating Revenue		10,000		**708,712**
Housing	09312.123	Housing Grant Funding		Operating Revenue			152,000	**556,712**
Housing	09286.240	Capital Housing Expenditure		Capital Expenses			135,000	**421,712**
Community Amenities	10001.240	Refuse Site Maintenance Expense		Operating Expenses			16,000	**405,712**
Community Amenities	10509.123	Grant Income		Operating Revenue			137,570	**268,142**
Community Amenities	10512.222	Staff Housing Allocation		Non Cash Item	4,471			
Community Amenities	10132.240	Waste Management Development		Operating Expenses			10,000	**258,142**
Community Amenities	10133.320	Capital Land - Waste Management Site		Operating Expenses		150,000		**408,142**
Community Amenities	10400.240	Cemetery Maintenance		Operating Expenses			17,000	**391,142**
Community Amenities	00418.321	Capital Expenditure - Other Infrastructure		Capital Expenses		421,000		**812,142**
Community Amenities	009TT	Transfer to Refuse Reserve		Capital Expenses			100,000	**712,142**
Community Amenities	10499.290	Depreciation - Community Services		Non Cash Item	18,000			
Recreation & Culture	12520.333	Capital Perenjori Aquatic Centre & Surrounds		Capital Expenses			12,000	**700,142**
Recreation & Culture	11290.292	Depreciation - Swimming Pool		Non Cash Item	12,000			
Recreation & Culture	11300.102	Swimming Pool Grant		Operating Revenue		35,000		**735,142**
Recreation & Culture	11304.130	Reimbursements		Operating Revenue		10,000		**745,142**
Recreation & Culture	11404.240	Perenjori Pavillion Expense		Operating Expenses			23,112	**722,030**
Recreation & Culture	11405.240	Latham Community Centre Expenses		Operating Expenses			18,342	**703,688**
Recreation & Culture	11416.240	PJ Oval Toilets Maintenance		Operating Expenses		12,700		**716,388**
Recreation & Culture	11459.322	Capital Expense - Delta Water Treatment		Operating Expenses			17,500	**698,888**
Recreation & Culture	11484.320	Playground Upgrade		Capital Expenses			5,000	**693,888**
Recreation & Culture	11490.292	Depreciation - Other Rec & Sport		Non Cash Item	32,000			
Recreation & Culture	11822.240	Blues for the Bush Expenditure		Operating Expenses			136,257	**557,631**
Recreation & Culture	11823.102	Blues for the Bush Income		Operating Revenue		104,927		**662,558**
Recreation & Culture	11898.222	Staff Housing Allocation		Non Cash Item	4,471			
Recreation & Culture	11901.131	Bush Heritage Income		Operating Revenue		8,000		**670,558**
Transport	12290.292	Depreciaiton - Infrastructure		Non Cash Item	(449,836)			
Transport	12235.240	Flood Damage Expense		Operating Expenses			2,274,960	**(1,604,402)**
Transport	12308.101	Flood Damage Reimbursed		Operating Revenue		2,114,960		**510,558**
Economic Services	13108.200	CVP Cleaning		Operating Expenses			20,000	**490,558**

Economic Services	11350.158	Caravan Park Fees		Operating Revenue		15,000		**505,558**
Economic Services	13173.308	Midwest Transportable Commission Expense		Operating Expenses			15,000	**490,558**
Economic Services	13175.200	CVP Village Cleaning Costs		Operating Expenses			15,000	**475,558**
Economic Services	13185.158	Caravan Park Village Accom Fees		Operating Revenue		15,000		**490,558**
Economic Services	13192.321	Caravan Park - New Abultions Apron		Capital Expenses		8,000		**498,558**
Economic Services	13194.240	Caravan Park - Capital		Capital Expenses		46,000		**544,558**
Economic Services	14980.338	Capital Caron Dam Roof		Capital Expenses		150,000		**694,558**
Economic Services	020TT	Transfer to Water Harvesting Control		Capital Expenses			100,000	**594,558**
Other Property & Services	14207.217	LSL Expense - S Scott		Operating Expenses			25,000	**569,558**
Other Property & Services	14000.240	Private Works Expense		Operating Expenses		44,920		**614,478**
Other Property & Services	14003.240	Mining Project Expense		Operating Expenses		80,000		**694,478**
Other Property & Services	14102.155	Private Works Income		Operating Revenue			43,000	**651,478**
Other Property & Services	14106.155	Mining Project Income		Operating Revenue			80,000	**571,478**
Other Property & Services	14204.219	Protective Clothing Expense		Operating Expenses			2,000	**569,478**
Other Property & Services	14210.221	Staff Training Wages		Operating Expenses			10,000	**559,478**
Other Property & Services	14403.240	Parts		Operating Expenses		85,000		**644,478**
Other Property & Services	14404.200	Plant Repair Wages		Operating Expenses		37,964		**682,442**
Other Property & Services	14700.130	Fuel Rebates		Operating Revenue		10,000		**692,442**
Other Property & Services	14103.156	Plant Hire Income		Operating Revenue		32,065		**724,507**
Other Property & Services	14301.129	Training Income		Operating Revenue		22,294		**746,801**
Other Property & Services	14491.225	Depreciation Posted to Jobs		Non Cash Item	90,000			
Other Property & Services	14490.292	Depreciation - Plant		Non Cash Item	(63,476)			
	Amended Budget Cash Position as per Council Resolution				**(336,312)**	**3,554,258**	**3,466,591**	**746,801**

Classifications Pick List
Operating Revenue
Operating Expenses
Capital Revenue
Capital Expenses
Opening Surplus(Deficit)
Non Cash Item

SHIRE OF PERENJORI
NOTES TO THE STATEMENT OF FINANCIAL ACTIVITY
For the Period Ended 30 April 2017

Note 6: RECEIVABLES

Receivables - Rates Receivable	**YTD 30 Apr 2017**	**30 June 2016**
	$	$
Opening Arrears Previous Years	50,540	136,240
Levied this year	2,603,882	2,638,222
Less Collections to date	(2,584,775)	(2,723,922)
Equals Current Outstanding	**69,647**	**50,540**
Net Rates Collectable	**69,647**	**50,540**
% Collected	97.38%	98.18%
Non Current Assets:		
Rates Non-Current	21,081	21,081
Total Rates Outstanding	**47,924**	**71,621**

Receivables - General	Current	30 Days	60 Days	90+Days	Credit Payments
	$	$	$	$	$
Receivables - General	17,471	41,883	0	37,086	-$ 1,305
Total Receivables General Outstanding				**95,135**	

Note 6 - Rates Collected

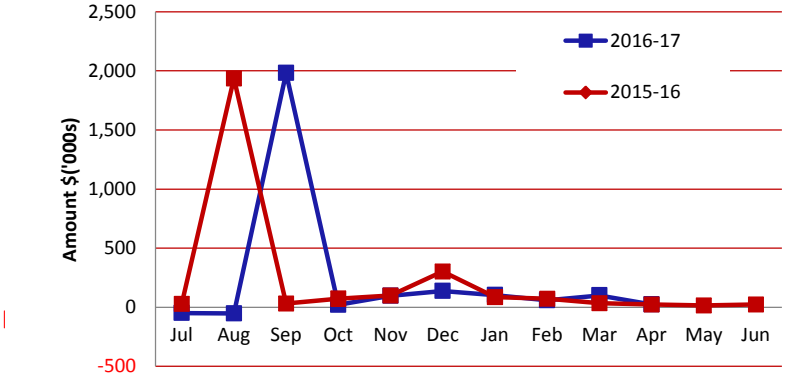

Note 6 - Accounts Receivable (non-rates)

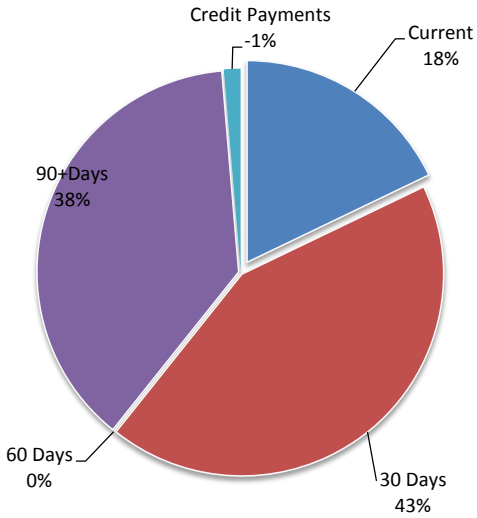

Comments/Notes - Receivables Rates

Total Rates Outstanding does not include Rubbish & ESL Levy

Comments/Notes - Receivables General

Credit Payments are income and or reimbursements.

SHIRE OF PERENJORI
NOTES TO THE STATEMENT OF FINANCIAL ACTIVITY
For the Period Ended 30 April 2017

Note 6A - RECEIVABLES GENERAL

Debtors Trial Balance						
Debtors	**GT 90 Days**	**Age**	**GT 60 Days**	**GT 30 Days**	**Current**	**Total**
80667					$ 800.00	$ 800.00
80581					$ 520.00	$ 520.00
80394				$ 7,392.00	$ 7,392.00	$ 14,784.00
80598				$ 89.97	$ 79.99	$ 169.96
80236					$ 240.00	$ 240.00
80557	$ 36,300.00	*101*				$ 36,300.00
80103				$ 1,600.00		$ 1,600.00
80555	$ 256.07	*366*				$ 256.07
80677					$ 1,355.00	$ 1,355.00
80672					$ 416.00	$ 416.00
80597						-$ 1,107.14
80565					$ 2,815.00	$ 2,815.00
80573				$ 761.00	$ 480.00	$ 1,241.00
80676					$ 640.00	$ 640.00
80296					$ 462.50	$ 462.50
80675					$ 70.00	$ 70.00
80580						-$ 191.02
80649					$ 880.00	$ 880.00
80342				$ 29,040.00		$ 29,040.00
80489	$ 80.00	523				$ 80.00
80602						-$ 6.88
80017				$ 3,000.00		$ 3,000.00
80378	$ 450.00	103				$ 450.00
80282					$ 321.00	$ 321.00
80610					$ 1,000.00	$ 1,000.00
Totals	**$ 37,086.07**		**$ -**	**$ 41,882.97**	**$ 17,471.49**	**$ 95,135.49**

SHIRE OF PERENJORI
NOTES TO THE STATEMENT OF FINANCIAL ACTIVITY
For the Period Ended 30 April 2017

Note 7: Cash Backed Reserve

2016-17 Name	Budgeted Opening Balance	Current Budget Interest Earned	Actual Interest Earned	Current Budget Transfers In (+)	Actual Transfers In (+)	Current Budget Transfers Out (-)	Actual Transfers Out (-)	Council Resolution	Current Budget Closing Balance	Actual YTD Closing Balance
	$	$	$	$	$	$	$		$	$
Leave Reserve Equity	59,114	1262	580	0	580	0	0		60,376	59,694
Plant Replacement Reserve Equity.	236,246	4241	1,253	100000	1,253	(188,000)	0	16074.4.1	152,487	237,499
Computer Reserve Equity.	8,522		84	0	84	0	0	16095.10	8,522	8,605
Staff Housing Reserve Equity.	274,484	3130	1,523	0	1,523	(244,500)	(244,500)	16074.4.1	33,114	31,507
Joint Venture Housing Reserve Equity.	286,752	5150	1,243	0	1,243	0	0	16095.10	291,902	287,995
Local Groups Int Free Loan Reserve Equity..	16,158	290	159	0	159	0	0		16,448	16,316
Local Achievement Reserve Equity..	2,646		26	0	26	0	0		2,646	2,672
Refuse Site Reserve Equity.	96,398	1731	946	0	946	0	0		98,129	97,344
Swimming Pool Reserve Equity.	82,940	1489	365	0	365	0	0	16095.10	84,429	83,305
Caravan Park Reserve Equity.	8,168	147	80	0	80	0	0		8,315	8,249
Cvp Village Maintenance Reserve Equity.	30,927	914	304	0	304		0		31,841	31,231
Airstrip Development Reserve Equity.	2,980	53	29	0	29	0	0		3,033	3,009
Water Harvesting Control Reserve Equity.	39,910	717	392	0	392	0	0		40,627	40,301
Vocal History Reserve Equity.	7,463	134	73	0	73	0	0		7,597	7,536
Water Supply Reserve Equity.	18,191	327	179	0	179	0	0		18,518	18,369
Community Bus & Maint Reserve Equity.	17,954	322	176	0	176	0	0		18,276	18,130
Road Reserve Equity.	10,302	185	101	0	101	0	0		10,487	10,403
Gravel Pit Rehab Reserve Equity.	18,780	337	184	0	184	0	0		19,117	18,964
Community Amen Reserve Equity.	24,825	446	244	0	244	(20,000)	0	16074.4.1	5,271	25,069
Sport & Rec Amenities Reserve Equity.	2,707	49	27	0	27	0	0		2,756	2,734
Communications Reserve	152,450	2737	655	0	655	0	0	16095.10	155,187	153,105
Mt Gibson Infrastructure Equity	511,490	9200	3,570	200,000	203,570	(400,000)	(400,000)		320,690	315,059
	$ 1,909,405	$ 32,861	$ 12,191	$ 300,000	$ 212,191	-$ 852,500	-$ 644,500		$ 1,389,766	$ 1,477,097

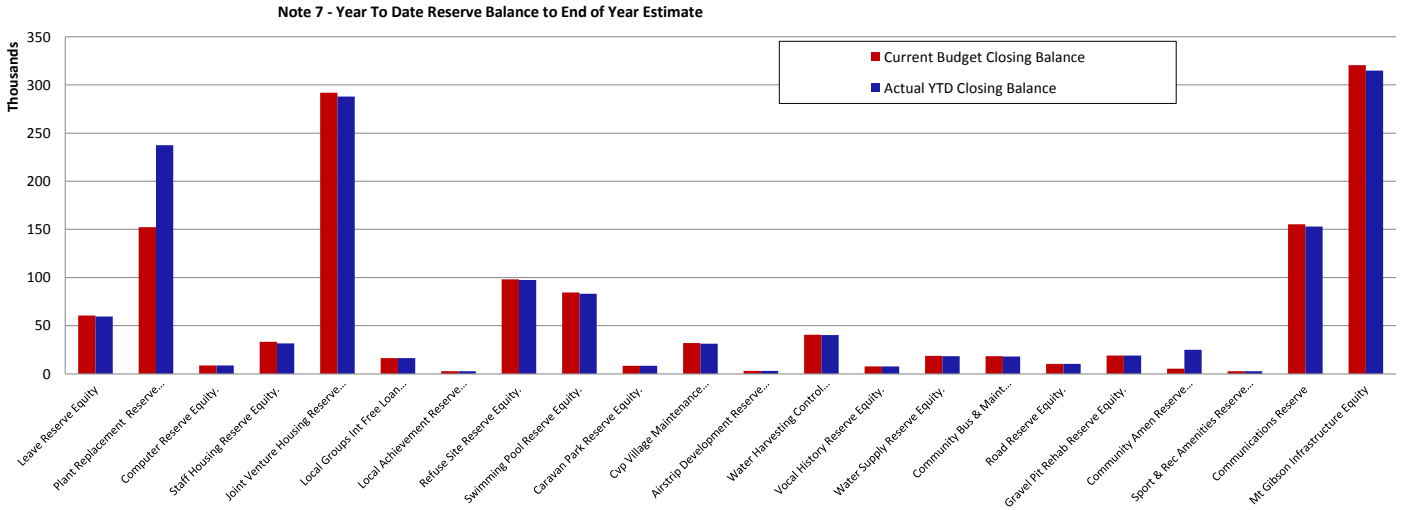

SHIRE OF PERENJORI
NOTES TO THE STATEMENT OF FINANCIAL ACTIVITY
For the Period Ended 30 April 2017

Note 8 CAPITAL DISPOSALS

Actual YTD Profit/(Loss) of Asset Disposal					Current Budget YTD 30 04 2017				
Cost	Accum Depr	Proceeds	Profit (Loss)		Net Book Value	Sale Proceeds	Profit	Loss	Comments
$	$	$	$		$	$		$	
				Plant and Equipment					
				CDO Vehicle - 2 PJ	18,000	18,000	0	0	
33,455	8,918	16,364	8,173	MCDS Vehicle - 4 PJ	24,500	16,000	0	($8,500)	
				Backhoe - PJ 1575	47,682	34,000	0	(13,682)	
				Mitsubishi Triton - (2012) PJ 1562	0	9,000	9,000	0	
				Mitsubishi Triton - (2011) PJ 1570	7,845	9,000	1,155	0	
				Mitsubishi Triton - (2012) PJ 1572	9,000	9,000	0	0	
33,455	**8,918**	**16,364**	**8,173**		**107,027**	**95,000**	**10,155**	**(22,182)**	

Comments - Capital Disposal/Replacements

SHIRE OF PERENJORI
NOTES TO THE STATEMENT OF FINANCIAL ACTIVITY
For the Period Ended 30 April 2017

Note 9: RATING INFORMATION

RATE TYPE	Rate in $	Number of Properties	Rateable Value $	Rate Revenue $	Interim Rates $	Back Rates $	Total Revenue $	Current Budget Rate Revenue $	Current Budget Interim Rate $	Current Budget Back Rate $	Current Budget Total Revenue $
Differential General Rate											
UV Rural/Pastoral	2.0024	265	85,773,600	1,717,531	(306)	(162)	1,717,063	1,717,531	0	0	1,717,531
UV Mining	34.3112	61	1,770,875	622,292			622,292	607,608	0	0	607,608
GRV Townsites	7.9114	102	1,109,336	88,570			88,570	87,764	0	0	87,764
GRV Mining	7.9114	2	4,320,020	342,091	(3,743)		338,348	341,774	0	0	341,774
Sub-Totals		430	92,973,831	2,770,484	(4,050)	0	2,766,272	2,754,677	0	0	2,754,677
	Minimum $										
Minimum Payment											
GRV Townsites	319.00	36	34,888	11,484	0	0	11,484	3,509	0	0	3,509
GRV Mining	319.00	0	0	0	0	0	0	0	0	0	0
UV Rural/Pastoral	319.00	11	74,100	3,509	0	0	3,509	11,484	0	0	11,484
UV Mining	319.00	34	18,866	9,251	0	0	9,251	10,846	0	0	10,846
Sub-Totals		81	127,854	24,244	0	0	24,244	25,839	0	0	25,839
							2,790,516				2,780,516
Discounts							(203,722)				(201,163)
Concession							0				0
Amount from General Rates							**2,586,794**				**2,579,353**
Ex-Gratia Rates							12,116				11,536
Totals							**2,598,910**				**2,590,889**

Comments - Rating Information

10. INFORMATION ON BORROWINGS

(a) Debenture Repayments

Particulars	Interest Rate %	Principal 1-Jul-16	Lending Date	Term	Principal Repayments Actual $	Principal Repayments Current Budget $	Principal Outstanding Actual $	Principal Outstanding Current Budget $	Interest Repayments Actual $	Interest Repayments Current Budget $	Maturity Date
Loan 94 Industrial Land	7.38%	18,180	9th June 2008	10 Years	4,340	8,880	13,841	9,300	745	1,182	9th June 2018
Loan 96 CHA Housing	6.44%	111,172	2nd February 2004	20 Years	10,866	10,974	100,306	100,198	7,471	7,094	2nd February 2024
Loan 97 Flat Pack Housing	4.68%	143,974	9th May 2012	10 Years	10,536	21,432	133,438	122,542	3,853	6,492	2nd May 2022
Loan 98 Subdivision John Street	6.97%	295,834	14th April 2008	20 Years	16,463	16,690	279,371	279,144	21,318	20,338	20th January 2028
Loan 99 Aquatic Centre	6.09%	262,121	15th September 2009	10 Years	69,439	69,807	192,682	192,314	15,844	14,922	15th September 2019
Loan 100 Aquatic Centre	4.81%	229,326	10th April 2012	10 Years	33,867	34,070	195,459	195,256	11,405	10,628	10th April 2022
Loan 101 2x Duplex Housing	4.68%	163,606	9th April 2010	10 Years	11,967	24,214	151,639	139,392	3,828	7,377	9th May 2022
Loan 102 Volvo Grader	2.65%	263,048	6th January 2016	5 Years	52,670	52,670	210,378	210,378	7,867	6,450	6th January 2021
Totals		1,487,261			210,147	238,737	1,277,114	1,248,524	72,331	74,483	

(b) New Debentures

All debenture repayments were financed by general purpose revenue.

SHIRE OF PERENJORI
NOTES TO THE STATEMENT OF FINANCIAL ACTIVITY
For the Period Ended 30 April 2017

Note 11: GRANTS AND CONTRIBUTIONS

Program/Details GL			Grant Provider	Approval	2016-17 Current Budget	Variations Additions (Deletions)	Operating	Capital	Recoup Status Received	Recoup Status Not Received
				(Y/N)	$	$	$	$	$	$
GENERAL PURPOSE FUNDING										
03300	Grants Commission Grant	30	Dept Local Government	Y	1,049,870	0	1,049,870	0	787,403	262,468
03301	Untied Road Grant	30	Dept Local Government	Y	801,234	0	801,234	0	598,146	203,088
GOVERNANCE										
04315	Grant Income - Trainee.	30		Y	4,000	0	4,000	0	3,636	364
LAW, ORDER, PUBLIC SAFETY										
05100	Fesa Operating Grant	30	FESA	Y	22,300	0	22,300	0	19,000	3,300
05106	Grant Income	32	FESA	Y	30,000	0		30,000	0	30,000
EDUCATION										
08427	Grant Income	30		Y	55,368	0	55,368	0	27,685	27,683
08551	Youth Activities Grant	30		Y	25,000	0	25,000	0	0	25,000
HOUSING										
09287	Community Housing Project - Mt Gibson Funding	30		Y	200,000	0	0	200,000	200,000	0
09312	Housing Grant Funding	30		Y	16,000	0	0	16,000	11,800	4,200
COMMUNITY AMENITIES										
10509	Grant Income	32	Mt Gibson		10,000	0	0	10,000	6,232	3,768
RECREATION AND CULTURE										
11300	Govt Grant - Swimming Pool	30	Dept of Sport & Rec	Y	35,000	0	35,000	0	35,200	(200)
11306	Grant - Dept Of Sport & Rec.	30	Dept of Sport & Rec	Y	38,000	0	38,000	0	32,871	5,129
11521	Mt Gibson Funding Allocation	30	Mt Gibson	Y	200,000	0	200,000	0	200,000	0
11823	Blues For The Bush Event Income.	30		Y	264,927	0	264,927	0	251,254	13,673
11901	Bush Heritage Income	30		Y	33,000	0	33,000	0	33,000	0
TRANSPORT										
12300	Direct Grant	30	Main Roads	Y	192,278	0	192,278	0	192,278	0
12301	Regional Road Group Funding.	32	Main Roads	Y	619,000	0	0	619,000	519,960	99,040
12302	Mrd Street Lighting Subsidy	30	Dept of Inf and Transport	Y	2,650	0	2,650	0	2,496	154
12303	Roads To Recovery Funding	32	Dept of Inf and Transport	Y	897,109	0	0	897,109	578,456	318,653
12308	Main Roads Flood Damage Funding	30	Dept of Inf and Transport	Y	2,114,960	0	2,114,960	0	0	2,114,960
ECONOMIC SERVICES										
13612	Grant Funding Income	32	Mt Gibson	Y	100,000	0	0	100,000	0	100,000
TOTALS					**6,710,696**	**0**	**4,838,587**	**1,872,109**	**3,499,418**	**3,211,278**

Operat	Operating	30	5,054,587	2,394,770	
Non-O	Non-operating	32	1,656,109	1,104,648	
Balance			6,710,696	3,499,418	3,211,278
					6,710,696

SHIRE OF PERENJORI
NOTES TO THE STATEMENT OF FINANCIAL ACTIVITY
For the Period Ended 30 April 2017

Note 12: TRUST FUND

Funds held at balance date over which the Shire has no control and which are not included in this statement are as follows:

Description	Opening Balance 1 Jul 16	Amount Received	Amount Paid	Closing Balance 30-Apr-17
	$	$	$	$
Sundry Income	0	0	0	0
Bus Bonds	400	600	(800)	200
Hall Bonds	0	800	(800)	0
Housing Bonds	3,260	3,354	(5,567)	1,047
Other Bonds	1,100	650	(1,300)	450
	4,760	5,404	(8,467)	1,697

Comments - Trust

Description	Opening Balance 1 Jul 16	Amount Received	Amount Paid	Closing Balance 30-Apr-17
Perenjori Public Benefit Bank Account	170,808			
Income/Expenditure		51,748	(69,502)	
Closing Bank Balance	0	51,748	(69,502)	153,054

Note 13: CAPITAL ACQUISITIONS

Level of Completion Indicators	0%	20%	40%	60%	80%	100%

% of Completion	Level of Completion Indicator	Infrastructure Assets		Original Budget	Current Annual Budget	Current YTD Budget	YTD Actual	Variance (Under)/Over	YTD Actual (Renewal Exp)	Strategic Reference / Comment
		Capital Acquisitons by Program								
		Governance								
0%		Capital -Office Equipment.	4251	5,000	5,000	5,000	0	(5,000)	0	No purchases to date
		Capital - Admin Building.	4258	60,000	0	0	0	0	0	Removed in Budget Review
		Governance Total		**65,000**	**5,000**	**5,000**	**0**	**(5,000)**	**0**	
		Law, Order And Public Safety								
0%		Latham Firestation & Ambulance Shed.	5150	45,000	45,000	45,000	0	(45,000)	0	PO raised for Shed
0%		Perenjori Fire Brigade - Building.	5250	20,000	20,000	20,000	0	(20,000)	0	Works not commeneced to date
0%		Cctv	5601	5,000	5,000	5,000	0	(5,000)	0	No purchase made to date
		Law, Order And Public Safety Total		**70,000**	**70,000**	**70,000**	**0**	**(70,000)**	**0**	
		Health								
0%		Capital - Medical Centre Building.	07250	9,500	9,500	9,500	0	(9,500)	0	Works not commeneced to date
		Health Total		**9,500**	**9,500**	**9,500**	**0**	**(9,500)**	**0**	
		Housing								
96%		Capital - Housing Expenditure.	09286	799,896	934,896	779,765	896,699	116,934	896,699	Seniors Housing commenced & Caravan Park Units
		Housing Total		**799,896**	**934,896**	**779,765**	**896,699**	**116,934**	**896,699**	
		Community Amenities								
41%		Capital Expenditure - Other Infrastructure	00418	505,000	84,000	82,778	34,858	(47,920)	34,858	Transfer station ongoing
		Capital - Land.	10133	150,000	0	0	0	0	0	Removed in Budget Review
0%		Capital -Public Conveniences.	10850	9,000	9,000	9,000	0	(9,000)	0	Works not commenced to date
		Community Amenities Total		**664,000**	**93,000**	**91,778**	**34,858**	**(56,920)**	**34,858**	
		Recreation And Culture								
2%		Capital - Perenjori Pavillion Building	11450	220,000	220,000	0	4,158	4,158	4,158	Over Budget Allocation YTD
58%		Pj Sports Facility Capital Expenditure	11459	10,000	27,500	18,332	15,945	(2,387)	15,945	Ongoing works
79%		Playground Upgrade.	11484	40,000	45,000	37,500	35,521	(1,979)	35,521	Ongoing works
53%		Capital - Gym Equipment.	11815	5,000	5,000	4,170	2,628	(1,542)	2,628	Under Budget TYD
		Recreation And Culture Total		**275,000**	**297,500**	**60,002**	**58,252**	**(1,750)**	**55,624**	
		Transport								

SHIRE OF PERENJORI
NOTES TO THE STATEMENT OF FINANCIAL ACTIVITY
For the Period Ended 30 April 2017

Note 13: CAPITAL ACQUISITIONS

Level of Completion Indicators	0%	40%	80%
	20%	60%	100%

% of Completion	Level of Completion Indicator	Infrastructure Assets		Original Budget	Current Annual Budget	Current YTD Budget	YTD Actual	Variance (Under)/Over	YTD Actual (Renewal Exp)	Strategic Reference / Comment
34%		Road Construction Expense Council	12001	472,372	472,372	414,765	162,708	(252,057)	0	Under Budget YTD
98%		Road Construction Expense Rrg	12003	928,500	928,500	928,497	909,848	(18,649)	0	Under Budget YTD
66%		Road Construction R2R	12006	897,109	897,109	764,418	590,698	(173,720)	0	Under Budget YTD
44%		Plant & Equipment Purchase	12283	555,413	555,413	462,840	242,413	(220,427)	0	Still Purchases Pending
241%		Capital Expenditure L & B	12285	14,316	14,316	14,318	34,538	20,220	0	Over Budget
		Transport Total		**2,867,710**	**2,867,710**	**2,584,838**	**1,940,204**	**(644,634)**	**0**	
		Economic Services								
56%		Caravan Park - Buildings - Ablution Block.	13190	50,000	50,000	49,998	28,147	(21,851)	0	Under Budget YTD
		Caravan Park - New Ablutions - Apron.	13192	8,000	0	0	0	0	0	Removed in Budget Review
45%		Caravan Park - Capital.	13194	58,000	12,000	8,000	5,412	(2,588)	0	Ongoing works
0%		Capital - Caron Dam Roof.	14980	250,000	100,000	0	0	0	0	Project not commenced to date
		Economic Services Total		**366,000**	**162,000**	**57,998**	**33,559**	**(24,439)**	**0**	
		Capital Expenditure Total		5,117,106	4,439,606	3,658,881	2,963,572	(695,309)	987,181	

Perenjori

Embrace Opportunity

Attachment 17052.2

Accounts for Payment April 2017

Finance Committee Meeting
16th May 2017

Shire of Perenjori
Local Government Act 1995
Accounts for payment for the month ending April 2017

Chq/EFT	Date	Name	Description	Amount
PC200417	20/04/2017	SHIRE OF PERENJORI - CHQ	05/04/2017 - Tia Markham - payment for working Freeman Dinners, 06/04/2017 - Dianne Rickard - fuel reimurstment for Pool Manager Applicant	270.00
7	20/04/2017	SHIRE OF PERENJORI - CHQ	TOTAL PAYMENT	-270.00
370	03/04/2017	BANK FEES - BANK FEES NO GST	BANK FEES NO GST	-23.00
370	03/04/2017	BANK FEES - BANK FEES NO GST	BANK FEES NO GST	-7.00
370	03/04/2017	BANK FEES - BANK FEES NO GST	BANK FEES NO GST	-20.00
370	03/04/2017	EFT GST - EFTPOS FEES WITH GST	EFTPOS FEES WITH GST	-10.20
370	03/04/2017	EFT GST - EFTPOS FEES WITH GST	EFTPOS FEES WITH GST	-19.56
370	03/04/2017	EFT GST - EFTPOS FEES WITH GST	EFTPOS FEES WITH GST	-264.25
370	03/04/2017	EFT GST - EFTPOS FEES WITH GST	EFTPOS FEES WITH GST	-23.80
2355/01616280	23/03/2017	BUNNINGS WAREHOUSE	Pinnacle 1830 x 730 x 730 mm 5 tier corner adjustable shelving unit, Pinnacle 1830 x 1200 x 540 mm 5 Tier Adjustable Black Shelving Unit	379.05
EFT9480	04/04/2017	BUNNINGS WAREHOUSE	TOTAL PAYMENT	-379.05
1155	27/03/2017	CANINE CONTROL	Ranger services for the month of March 2017	495.00
EFT9481	04/04/2017	CANINE CONTROL	TOTAL PAYMENT	-495.00
1680004130	01/03/2017	COVS PARTS PTY LTD	Wet Dry Vaccumm, PP280 SPRAY BOTTLE	141.88
1680003617	01/03/2017	COVS PARTS PTY LTD	AT010565813 Cloth Gaffa Tape Blk 48x10M	6.60
EFT9482	04/04/2017	COVS PARTS PTY LTD	TOTAL PAYMENT	-148.48
0025	15/03/2017	DEAN'S CONTRACTING WA PTY LTD	supply of contract flood damage supervisor 2/3- 12/3/17	13369.84
EFT9483	04/04/2017	DEAN'S CONTRACTING WA PTY LTD	TOTAL PAYMENT	-13369.84
144741	01/03/2017	DEPARTMENT OF FIRE & EMERGENCY SERVICES PERTH	ESLB 3rd Quarter contribution	9372.00
EFT9484	04/04/2017	DEPARTMENT OF FIRE & EMERGENCY SERVICES PERTH	TOTAL PAYMENT	-9372.00
403	10/03/2017	FRANK GILMOUR PEST CONTROL	Inspection and general pest spraying of Pecc, treated termmites in timber blocks side yard area, 38B - Treated ant problems interior and exterior plus some next door	430.00
EFT9485	04/04/2017	FRANK GILMOUR PEST CONTROL	TOTAL PAYMENT	-430.00
160317ORD	16/03/2017	GRAEME KINGSLEY REID	Cr Meeting Fees - Ordinary Council Meetings 16/03/2017 @ $200, Cr Meeting Fees - Plant and Works Committee Meetings 08/03/2017 @ $118	318.00
TRAV270217	27/02/2017	GRAEME KINGSLEY REID	Cr Travel Fees - Special Meeting 27/02/2017 100kms @ $.9901/km	99.01
TRAV160317	16/03/2017	GRAEME KINGSLEY REID	Cr Travel Fees - Ordinary Council Meeting 16/03/2017 100kms @ $.9901/km	99.01
TRAV080317	08/03/2017	GRAEME KINGSLEY REID	Cr Travel Fees - Plant and Works Committee Meeting - 08/03/2017 100kms @ $.9901/km	99.01
FEB2017	16/02/2017	GRAEME KINGSLEY REID	Cr Meeting Fees - Ordinary Council Meeting 16/02/2017 @ $200	200.00
EFT9486	04/04/2017	GRAEME KINGSLEY REID	TOTAL PAYMENT	-815.03
12023	09/03/2017	Galvins Plumbing Supplies - Geraldton Office	1 x set chrome washing machine taps	19.36
EFT9487	04/04/2017	Galvins Plumbing Supplies - Geraldton Office	TOTAL PAYMENT	-19.36
100345	28/03/2017	HERRINGS COASTAL PLUMBING & GAS	Attend pool and repair loose and vandalized shower roses and tap ware, installed two disabled shower rails	1498.71
100046	16/03/2017	HERRINGS COASTAL PLUMBING & GAS	Clear blocked urinal caused by build up of stink beetles	121.00
100187	22/03/2017	HERRINGS COASTAL PLUMBING & GAS	Excavate to locate pipework and relocate 40mm water main and connect 20mm take offs	1318.48
EFT9488	04/04/2017	HERRINGS COASTAL PLUMBING & GAS	TOTAL PAYMENT	-2938.19
176993	24/03/2017	JASON SIGNMAKERS	Poem Plaque Trotty Park NACC Mt Gibson community funded	81.68
EFT9489	04/04/2017	JASON SIGNMAKERS	Poem Plaque Trotty Park NACC Mt Gibson community funded	-81.68
160317ORD	16/03/2017	JOANNE MAUD HIRSCH	Cr Meeting Fees - Ordinary Council Meetings 16/03/2017 @ $200, Cr Meeting Fees - Finance Committee Meetings 14/03/2017 @ $118, Cr Meeting Fees - Audit Meetings 16/03/2017 @ $118	436.00
FEB140317	14/03/2017	JOANNE MAUD HIRSCH	Cr Travel Fees - Finance Committee Meeting - 14/03/2017 74kms @ $.9901	73.26
TRAV160317	16/03/2017	JOANNE MAUD HIRSCH	Cr Travel Fees - Ordinary Council Meeting - 16/03/2017 - 74kms @ $.9901	73.26
EFT9490	04/04/2017	JOANNE MAUD HIRSCH	TOTAL PAYMENT	-582.52
160317ORD	16/03/2017	JOHN CUNNINGHAM	Cr Meeting Fees - Ordinary Council Meetings 16/03/2017 @ $200	200.00
FEB2017	16/02/2017	JOHN CUNNINGHAM	Cr Meeting Fees - Finance Committee Meeting 14/02/2017 @ $118, Cr Meeting Fees - Ordinary Council Meeting 16/02/2017 @ $200	318.00
TRAV160317	16/03/2017	JOHN CUNNINGHAM	Cr Travel Fees - Ordinary Council Meeting - 16/03/2017 50kms @ $.9901	49.50
EFT9491	04/04/2017	JOHN CUNNINGHAM	TOTAL PAYMENT	-567.50
00008547	23/03/2017	JURIEN BAY COMMUNITY RESOURCE CENTRE INC	2 Craytales issues no event in 2017 but in 2018 advert full page	250.00
EFT9492	04/04/2017	JURIEN BAY COMMUNITY RESOURCE CENTRE INC	2 Craytales issues no event in 2017 but in 2018 advert full page	-250.00
FEB17	16/02/2017	LAURIE CHARLES BUTLER	Cr Meeting Fees - Ordinary Council Meeting 16/02/2017 @ $400.00, Cr Meeting Fees - Finance Committee Meeting 14/02/2017 @ $118.00	518.00
TRAV140317	14/03/2017	LAURIE CHARLES BUTLER	Cr Travel Fees - Finance Committee Meeting 14/03/2017 16kms @ $.7087	11.33
160317MAR	16/03/2017	LAURIE CHARLES BUTLER	Cr Meeting Fees - Ordinary Council Meetings 16/03/2017 @ $400, Cr Meeting Fees - Finance Committee Meetings 14/03/2017 @ $118, Cr Meeting Fees - Audit Meetings 16/03/2017 @ $118	636.00
TRAV160317	16/03/2017	LAURIE CHARLES BUTLER	Cr Travel Fees - Ordinary Council Meeting - 16/03/2017 16kms @ $.7087	11.33
EFT9493	04/04/2017	LAURIE CHARLES BUTLER	TOTAL PAYMENT	-1176.66
E141	27/03/2017	LEFT OF CENTRE CONCEPTS & EVENTS PTY LTD	Community forums 8th March & summary report	2310.00
EFT9494	04/04/2017	LEFT OF CENTRE CONCEPTS & EVENTS PTY LTD	TOTAL PAYMENT	-2310.00

Shire of Perenjori
Local Government Act 1995
Accounts for payment for the month ending April 2017

Chq/EFT	Date	Name	Description	Amount
TRAV140317	14/03/2017	LISA JANE SMITH	Cr Travel Fees - Finance Committee Meeting 14/03/2017 20.5 kms @ $.9901	21.58
160317ORD	16/03/2017	LISA JANE SMITH	Cr Meeting Fees - Ordinary Council Meetings 16/03/2017 @ $200, Cr Meeting Fees - Finance Committee Meetings 14/03/2017 @ $118	318.00
FEB2017	16/02/2017	LISA JANE SMITH	Cr Meeting Fees - Ordinary Council Meeting 16/02/2017 @ $200, Cr Meeting Fees - Finance Committee Meeting 14/02/2017 @ $118	318.00
EFT9495	04/04/2017	LISA JANE SMITH	TOTAL PAYMENT	-657.58
00005433	29/03/2017	MAGPIE SQUAWK	2x Advertisment in local Newspaper Corrow Cancellation of event and postponement to 2018 Blues for the Bush	40.00
EFT9496	04/04/2017	MAGPIE SQUAWK	TOTAL PAYMENT	-40.00
SOPR79	28/03/2017	MIDWEST TRANSPORTABLES	Rental return for the MWT units for the month of February 2017	5239.06
EFT9497	04/04/2017	MIDWEST TRANSPORTABLES	TOTAL PAYMENT	-5239.06
16-129:01	01/03/2017	NS ADVISORY	Professioal Services for site inspection and provision of valuation report on land, buildings and infrastructure	15500.94
EFT9498	04/04/2017	NS ADVISORY	TOTAL PAYMENT	-15500.94
00001693	08/03/2017	PERENJORI COMMUNITY RESOURCE CENTRE	Tray of slices	21.00
00001706	29/03/2017	PERENJORI COMMUNITY RESOURCE CENTRE	29/03/2017 - catering Grants Meeting	19.00
00001695	17/03/2017	PERENJORI COMMUNITY RESOURCE CENTRE	Council Meeting - tray of slices	26.00
00001703	27/03/2017	PERENJORI COMMUNITY RESOURCE CENTRE	27/03/2017 - 2 x milkshakes, 27/03/2017 - 1 x jaffle, 27/03/2017 - 2 x turkish toasties, 27/03/2017 - 1 x cold drink	36.20
00001702	27/03/2017	PERENJORI COMMUNITY RESOURCE CENTRE	20/03/2017 - card, 20/03/2017 - express post label	4.95
EFT9499	04/04/2017	PERENJORI COMMUNITY RESOURCE CENTRE	TOTAL PAYMENT	-107.15
160317ORD	16/03/2017	PETER JOHN WATERHOUSE	Cr Meeting Fees - Plant and Works Committee Meetings 08/03/2017 @ $118, Cr Meeting Fees - Ordinary Council Meetings 16/03/2017 @ $200	318.00
SPEC270217	27/02/2017	PETER JOHN WATERHOUSE	Cr Travel Fees - Special Meeting 27/02/2017 127kms @ $.9901/km	125.74
TRAV160317	16/03/2017	PETER JOHN WATERHOUSE	Cr Travel Fees - Ordinary Council Meeting - 16/03/2017 128kms @ $.9901/km	126.73
TRAV80317	08/03/2017	PETER JOHN WATERHOUSE	Cr Travel Fees - Plant and Works Committee Meeting - 08/03/2017 128kms @ $.9901/km	126.73
FEB2017	16/02/2017	PETER JOHN WATERHOUSE	Cr Meeting Fees - Plant and Works Committee Meeting 08/02/2017 @ $118, Cr Meeting Fees - Ordinary Council Meeting 16/02/2017 @ $200	318.00
EFT9500	04/04/2017	PETER JOHN WATERHOUSE	TOTAL PAYMENT	-1015.20
4585	25/03/2017	RJ & LJ KING	Torque Fluid 454 20L	148.50
4563	19/03/2017	RJ & LJ KING	Trailer tyres	2288.00
4562	19/03/2017	RJ & LJ KING	Tire, Air Jack	489.50
EFT9501	04/04/2017	RJ & LJ KING	TOTAL PAYMENT	-2926.00
160317ORD	16/03/2017	ROBIN LYN SPENCER	Cr Meeting Fees - Ordinary Council Meetings 200.00 @ $200, Cr Meeting Fees - Finance CommitteeMeetings 14/03/2017 @ $118	318.00
FEB2017	16/02/2017	ROBIN LYN SPENCER	Cr Meeting Fees - Ordinary Council Meeting 16/02/2017 @ $200.00	200.00
TRAV160317	16/03/2017	ROBIN LYN SPENCER	Cr Travel Fees - Ordinary Council Meeting - 16/03/2017 46kms @ $.9901	45.54
EFT9502	04/04/2017	ROBIN LYN SPENCER	TOTAL PAYMENT	-563.54
160317ORD	16/03/2017	RODNEY PAUL DESMOND	Cr Meeting Fees - Ordinary Council Meetings 16/03/2017 @ $200.00	200.00
FEB2017	16/02/2017	RODNEY PAUL DESMOND	Cr Meeting Fees - Ordinary Council Meeting 16/02/2017 @ $200.00, Cr Meeting Fees - Plant and Works Committee Meeting 08/02/2017 @ $118.00	318.00
EFT9503	04/04/2017	RODNEY PAUL DESMOND	TOTAL PAYMENT	-518.00
5099263	15/03/2017	SHERRIN RENTALS	Hire of 24 ton multi tyre roller @ $203.50/day, transport of multi tyre roller @ $1350 each way	1320.00
EFT9504	04/04/2017	SHERRIN RENTALS	Boundary Road Construction - transport of multi tyre roller @ $1350 each way	-1320.00
00000347	21/03/2017	THEM EARTHMOVING PTY LTD	Carry out works as per tender 03/2016- Supply of hired plant with operators invoice 00000347	117797.12
EFT9505	04/04/2017	THEM EARTHMOVING PTY LTD	TOTAL PAYMENT	-117797.12
00000443	02/03/2017	WCC Electrical & Air Conditioning.	38A Russell St - reinstall light in laundry room - batten holder	62.59
00000442	02/03/2017	WCC Electrical & Air Conditioning.	38B Russell St - reinstall element, due to it tripping out	55.00
00000441	14/03/2017	WCC Electrical & Air Conditioning.	Inspection of 4 x split system AC units and reset all units	154.00
00000440	16/03/2017	WCC Electrical & Air Conditioning.	Inspection of sliding door - and reset battery error code and clear error	220.00
00000449	07/03/2017	WCC Electrical & Air Conditioning.	Instal 2 x new Green/white exit signs - mains power with battery backup - Latham Community Centre	1097.80
00000446	13/03/2017	WCC Electrical & Air Conditioning.	Supply and instal new Westinghouse electric oven 60cm with grill at 9 Hirshauer Road, Perenjori	1296.90
00000445	13/03/2017	WCC Electrical & Air Conditioning.	Supply and install 20L urn	478.50
00000448	02/03/2017	WCC Electrical & Air Conditioning.	Replacement of faulty light switch in bar	66.17
00000450	02/03/2017	WCC Electrical & Air Conditioning.	Inspection of Crib room electrics as it keeps tripping out.,	460.79
00000447	13/03/2017	WCC Electrical & Air Conditioning.	Replace automatic battery charger on genset	1287.00
00000486	01/03/2017	WCC Electrical & Air Conditioning.	Workshop office - air con not working	220.00
EFT9506	04/04/2017	WCC Electrical & Air Conditioning.	TOTAL PAYMENT	-5398.75
00000349	30/03/2017	THEM EARTHMOVING PTY LTD	Supply of equipment and labour for flood damage repair from 13.3.17- 27.3.17 (Taylors Road)	261877.00
EFT9507	12/04/2017	THEM EARTHMOVING PTY LTD	TOTAL PAYMENT	-261877.00
27206	01/03/2017	AGRI SERVICES PERENJORI	26 -28 hose clamps, 23 - 25 hose clamps, neta 19mm ratchet clip, neta joiner 19mm barb, spectrum jet 360 stake, 3/8 x 6 bolts	73.55
27208	08/03/2017	AGRI SERVICES PERENJORI	Air fittings, 1 valve solonoid	76.50
27209	09/03/2017	AGRI SERVICES PERENJORI	Phlumac socket 1	104.10
27210	15/03/2017	AGRI SERVICES PERENJORI	BGC quick set cement, 10mm nuts	115.80
27211	16/03/2017	AGRI SERVICES PERENJORI	String line, ear plugs, clear saftey glasses, dark safety glasses	49.20
27212	16/03/2017	AGRI SERVICES PERENJORI	Nitto fitting, philmac nipple 1/2, duct tape	24.85
27214	17/03/2017	AGRI SERVICES PERENJORI	Red nipple 1 - 3/4	111.40
27215	20/03/2017	AGRI SERVICES PERENJORI	Neta unitop adapter, m10 washes	6.30

Shire of Perenjori
Local Government Act 1995
Accounts for payment for the month ending April 2017

Chq/EFT	Date	Name	Description	Amount
27217	21/03/2017	AGRI SERVICES PERENJORI	19mm joiners, 5/8 3 bolts and nut	94.30
27226	21/03/2017	AGRI SERVICES PERENJORI	YPVBU 100mm barrel union, ypvc 100mm couplina, freight	307.60
27219	28/03/2017	AGRI SERVICES PERENJORI	Spotler box valve, 50mtre x 13mm poly pipe, 25mtre x 13mm poly pipe	85.50
27220	29/03/2017	AGRI SERVICES PERENJORI	5/8 x 4 bolt and nuts	220.25
27221	29/03/2017	AGRI SERVICES PERENJORI	Pkt jambo rig, AA batteries, netta barbed joiner 13mm, netta barbed elbow 13mm, netta 13mm ratchet clip, blood and bone 15kg	66.30
27222	29/03/2017	AGRI SERVICES PERENJORI	Bayer surecan, regulator set 1.2m 3/8 s/s hose companio, freight	144.00
27223	31/03/2017	AGRI SERVICES PERENJORI	PVC priminc fluid, duct tape	18.00
EFT9508	26/04/2017	AGRI SERVICES PERENJORI	TOTAL PAYMENT	-1497.65
7830075003	29/03/2017	ASHDOWN-INGRAM	Fuse 250A, Fuse 100A, freight,	72.05
EFT9509	26/04/2017	ASHDOWN-INGRAM	TOTAL PAYMENT	-72.05
1006256359	03/04/2017	AUSTRALIA POST	Postage Expenses for the month of March 2017	214.54
EFT9510	26/04/2017	AUSTRALIA POST	TOTAL PAYMENT	-214.54
DEDUCTION	04/04/2017	AUSTRALIAN SERVICES UNION	Payroll Deduction for KENNETH DAVID MARKHAM 04/04/2017	26.35
DEDUCTION	18/04/2017	AUSTRALIAN SERVICES UNION	Payroll Deduction for KENNETH DAVID MARKHAM 18/04/2017	26.35
EFT9511	26/04/2017	AUSTRALIAN SERVICES UNION	TOTAL PAYMENT	-52.70
3/2017	03/04/2017	BL & MJ THORNTON	Waste Removel Serivces for 01/03/2017 - 31/03/2017	3444.48
EFT9512	26/04/2017	BL & MJ THORNTON	TOTAL PAYMENT	-3444.48
5116	31/03/2017	BLUEHILL COURIERS	Freight - 01/03 - 2 x 20Ltre laundry powder, 1 x ctn - Cleanpak, Freight - 08/03 - 1 x ctn - Cleanpak, Freight - 21/03 - 1 x ctn, 1 x bucket laundry powder - Cleanpak, Freight - 24/03 - 2 x maytag washing machines- GG Pumps, Freight - 31/03 - 1 x 20KG laundry detergent - Cleanpak, Freight - 03/03 - 1 x printer - Staples	270.60
5117	31/03/2017	BLUEHILL COURIERS	Freight charges 01/03 - 1x carton- galvins, Freight charges 01/03 - 1x pallet gyprock & cornice -GIBS, Freight charges 01/03 - 1x Jiffy bag- Bunnings, Freight charges 08/03 - 1x Bndle beading, 1x pkt screws- bunnings, Freight charges 15/03 - 1x pack 1200x2400, 1 pack 4.8mt timber, 1x roll insulation, 1x bag bolts, 1x bundle strips - GIBS, Freight charges 17/03 - 1x pack timber/ sundries @ 6mts - GIBS, Freight charges 17/03 - 1x PACK CORRO IRON @ 6MTS - Onesteel, Freight charges 21/03 - 2x bndles timber 3mts, 2 x doors, 2 xctns- GIBS, Freight charges 24/03 - 1X Timber door frame, 3ctns hardware- GIBS, Freight charges 31/03 - 3 x bndles patio tube/gutter/ flashing, 1x pack corro iro, 1 x ctn sundries- Onesteel	687.50
5118	31/03/2017	BLUEHILL COURIERS	Freight from Geraldton - 03/03 - 2 x ctns - Covs, Freight from Geraldton - 08/03 - 1 x skid filter magnets - Thinkwater, Freight from Geraldton - 10/03 - 1 x ctn - Totally Workwear, Freight from Geraldton - 15/03 - 1 x satchel - Toally Workwear, Freight from Geraldton - 17/03 - 1 x bag hooks - Bunnings, Freight from Geraldton - 21/03 - 1 x ctn , 1 x 20Ltre drum, 1 x pallet - COVS, Freight from Geraldton - 24/03 - 1 x ctn lawnmower - Stihl, Freight from Geraldton - 29/03 - 8 x 6mx20mm pvc, 1 x ctn - Thinkwater, Freight from Geraldton - 31/03 - 1 x ctn retic controllers - Bunnings	341.00
5115	01/04/2017	BLUEHILL COURIERS	Freight - 29/03 - 1 x pallet cutlery/plates - Geraldton Party Hire, Freight - 29/03 - 1 x certificate - Graeme Gibbons, Freight - 31/03 - 2 x large boxes flowers - Flash Flowers	165.00
EFT9513	26/04/2017	BLUEHILL COURIERS	TOTAL PAYMENT	-1464.10
4015689912	01/04/2017	BOC LIMITED	Depot - Container Service 2016/2017 - GST inclusive, Depot - Container Service 2016/2017 - GST free	54.34
EFT9514	26/04/2017	BOC LIMITED	TOTAL PAYMENT	-54.34
345	31/03/2017	BPH (WA) PTY LTD	Rehab refuse site and excavate new cell	1331.00
EFT9515	26/04/2017	BPH (WA) PTY LTD	TOTAL PAYMENT	-1331.00
2355/01614709	16/03/2017	BUNNINGS WAREHOUSE	Wall Hooks	19.98
2355/01796140	31/03/2017	BUNNINGS WAREHOUSE	Holman irrigation controller in/out 6 station	169.10
EFT9516	26/04/2017	BUNNINGS WAREHOUSE	TOTAL PAYMENT	-189.08
BENJI	01/04/2017	BUSH BASKET (BENJI)	DJ Benji for Chris King's Freeman Dinner , 1st April 2017	550.00
EFT9517	26/04/2017	BUSH BASKET (BENJI)	TOTAL PAYMENT	-550.00
1160	04/04/2017	CANINE CONTROL	Ranger services for 4th April 2017	495.00
EFT9518	26/04/2017	CANINE CONTROL	TOTAL PAYMENT	-495.00
SWIM CLUB CARNAMAH	03/04/2017	CARNAMAH SWIMMING CLUB INC	Carnamah Swimming Club - Sean Quartermaine 1 x junior membership	40.00
TAXSWIM CLUB CARNAMAH	03/04/2017	CARNAMAH SWIMMING CLUB INC	Withholding tax on invoice SWIM CLUB CARNAMAH	-19.40
EFT9519	26/04/2017	CARNAMAH SWIMMING CLUB INC	TOTAL PAYMENT	-20.60
I276240	31/03/2017	CLEANPAK SOLUTIONS	20 KG bluewash laundry powder	93.78
I275687	21/03/2017	CLEANPAK SOLUTIONS	20kg Bluewash laundry powder, straight wand stainless steel henry, 32mm aluminum wand	152.72
EFT9520	26/04/2017	CLEANPAK SOLUTIONS	TOTAL PAYMENT	-246.50
1680013103	01/04/2017	COVS PARTS PTY LTD	HDA5976 Air Filter Primary, HDA5977 Air Filter Secondary	247.05
1680012304	31/03/2017	COVS PARTS PTY LTD	P502557 Lube Filter Cartridge, P502422 Fuel Cartridge, Z779 Filter Oil Spin On, HDA5976 Air Filter Primary	297.72
1680013248	31/03/2017	COVS PARTS PTY LTD	SPV-20L Chemtech Shield Interior Protectant 20Ltr Vanilla, W1002B Proquip Water Tap 20mm Plastic	290.43
1680013109	30/03/2017	COVS PARTS PTY LTD	56820BK Adhesive PVC Insulation Tape, CV1000B CABLE TIES ASSORTMENT (1000)	75.39
EFT9521	26/04/2017	COVS PARTS PTY LTD	TOTAL PAYMENT	-910.59
00002856	14/03/2017	CREEDENCE CONTRACTING PTY LTD	Maintenance grading of Karara access roads from 27th February. Maximum 100hrs	13200.00
EFT9522	26/04/2017	CREEDENCE CONTRACTING PTY LTD	TOTAL PAYMENT	-13200.00

Shire of Perenjori
Local Government Act 1995
Accounts for payment for the month ending April 2017

Chq/EFT	Date	Name	Description	Amount
I-7862	04/04/2017	DANTHONIA DESIGNS	Purchase of signage for religious demonisations area in the Perenjori cemetery, As quoted	5868.73
EFT9523	26/04/2017	DANTHONIA DESIGNS	TOTAL PAYMENT	-5868.73
L6850/2017-2018	01/04/2017	DEPARTMENT OF ENVIRONMENT REGULATION	Perenjori Landfill Site annual licence fee	848.88
EFT9524	26/04/2017	DEPARTMENT OF ENVIRONMENT REGULATION	TOTAL PAYMENT	-848.88
00026773	01/04/2017	DONGARA DENISON RAG	Advertising for Blues for the Bush in 2 issues - 22/03/2017 - 29/03/2017	280.00
EFT9525	26/04/2017	DONGARA DENISON RAG	TOTAL PAYMENT	-280.00
SI - 00029517	12/04/2017	GARPEN PTY LTD	Pressure cleaner parts	98.00
EFT9526	26/04/2017	GARPEN PTY LTD	TOTAL PAYMENT	-98.00
IV0000000312	08/04/2017	GELLATLY'S ROADHOUSE	March purchases - Depot and Admin, March purchases - Food	77.40
EFT9527	26/04/2017	GELLATLY'S ROADHOUSE	TOTAL PAYMENT	-77.40
0000166943-D01	04/04/2017	GERALDTON INDEPENDENT BUILDING SUPPLIES	Durasheet 4.5 x 1800 x 1200mm - D1812, Durasheet 4.5 x 2400 x1200mm - D2412, Durasheet 4.5 x 3000 x 1200mm - D3012, Durasheet 4.5 x 2400 x 600mm - D246, PVC Supercover 4.5 x 3000mm - HMSCWH3000, Clouts Galvanised 25 x 2.8mm 2kg tub - CLPG2528D, Jarrah Quad 19 x 19mm per lm - 893620, Pine 503 Primed clear barge 190 x 30 x 3.6 PFADCL19003036, Pine 503 Primed clear barge 190 x 30 x 4.8 PFADCL19003048	685.32
0000166428-D01	27/03/2017	GERALDTON INDEPENDENT BUILDING SUPPLIES	4 x sets spring loaded mirror clips, 2 x pkts 25mm long bright bullet head nails, 10 tubes liquid nails, 1 x box of 500 40 mm self tapping wing tipped hardie drive screws, 10 x 2.400 x 95 x 95 Kpur posts, 50 x 120 x 10mm galvanised cup head bolts, 50 x washers galvansied washers, 10 x galvanised stirrups to suit 95mm, 2kg 25mm galvanised clouts, 1 x 5kg bullet/h bright 75 x 3 x75 nails, 1 x 5kg bullet/h bright 100 x 3.75 nails	1469.29
EFT9528	26/04/2017	GERALDTON INDEPENDENT BUILDING SUPPLIES	TOTAL PAYMENT	-2154.61
JM4776	01/04/2017	GERALDTON LOCK AND KEY SPECIALISTS	1 Store room lock set 70 mm backset 54mm Cutout size 30 keys all keyed alike - Caravan Park VIllage Laundry	396.00
EFT9529	26/04/2017	GERALDTON LOCK AND KEY SPECIALISTS	TOTAL PAYMENT	-396.00
32673	01/04/2017	GERALDTON PARTY HIRE	Chris King Freeman Dinner party hire, Chair covers, napkins, glasses, cutlery, table cloths etc.	1302.50
EFT9530	26/04/2017	GERALDTON PARTY HIRE	TOTAL PAYMENT	-1302.50
00058600	21/03/2017	GERALDTON TROPHY CENTRE	jarrah plaque with sublimated plaque - Chris King Feeman	192.50
00058785	01/04/2017	GERALDTON TROPHY CENTRE	jarrah plaque with sublimated plaque - Chris King Feeman	30.00
EFT9531	26/04/2017	GERALDTON TROPHY CENTRE	TOTAL PAYMENT	-222.50
#230370	01/04/2017	GH COUNTRY COURIER	Freight for 2 fire extinguishers	34.49
230448	10/03/2017	GH COUNTRY COURIER	Tractor parts, fuel surcharge	28.33
EFT9532	26/04/2017	GH COUNTRY COURIER	TOTAL PAYMENT	-62.82
TRAV120417	12/04/2017	GRAEME KINGSLEY REID	Cr Travel Fees - Plant and Works Committee Meeting 12/04/2017 100kms @ $.9901/km	99.01
EFT9533	26/04/2017	GRAEME KINGSLEY REID	TOTAL PAYMENT	-99.01
0091	31/03/2017	Greenfield Technical Services.	Flood damage construction. Nigel- 07/03/17, Admin,Consultant-Josh	4386.25
EFT9534	26/04/2017	Greenfield Technical Services.	TOTAL PAYMENT	-4386.25
100497	06/04/2017	HERRINGS COASTAL PLUMBING & GAS	Supply and install new isolation valve to fire hose reel in squash courts	354.87
EFT9535	26/04/2017	HERRINGS COASTAL PLUMBING & GAS	TOTAL PAYMENT	-354.87
IP500317548	04/04/2017	HITACHI	Ya00035860 Door Lock	543.40
EFT9536	26/04/2017	HITACHI	TOTAL PAYMENT	-543.40
PELY1393	23/03/2017	J. BLACKWOOD & SON PTY LIMITED	01551598 CHAIN LOAD HT +GRAB HOOK EA END 10MMX9M	161.60
PELW8339	17/03/2017	J. BLACKWOOD & SON PTY LIMITED	01551598 CHAIN LOAD HT +GRAB HOOK EA END 10MMX9M	484.80
PELT1349	05/03/2017	J. BLACKWOOD & SON PTY LIMITED	01339097 LOADBINDER RATCHET TYPE GRAB 10MM, 00988864 STRAP RATCHET JBS 6MX35MM LC1T DBLE J HK	419.89
EFT9537	26/04/2017	J. BLACKWOOD & SON PTY LIMITED	TOTAL PAYMENT	-1066.29
176880	21/03/2017	JASON SIGNMAKERS	8 road signs latham and perenjori keep australia beautiful	935.00
EFT9538	26/04/2017	JASON SIGNMAKERS	TOTAL PAYMENT	-935.00
77399P	01/04/2017	JCB CONSTRUCTION EQUIPMENT AUSTRALIA	JB-128/14326 Cooler Assy, Freight	5277.47
EFT9539	26/04/2017	JCB CONSTRUCTION EQUIPMENT AUSTRALIA	TOTAL PAYMENT	-5277.47
42187	31/03/2017	JMH MECHANICAL SERVICES	Fuse 100A, Fuse 250A	50.60
42246	13/04/2017	JMH MECHANICAL SERVICES	Youngs super seal 28G	12.02
EFT9540	26/04/2017	JMH MECHANICAL SERVICES	TOTAL PAYMENT	-62.62
TRAV180417	18/04/2017	JOANNE MAUD HIRSCH	Cr Travel Fees Finance Committee Meeting 18/04/2017 - 74kms @ $.9901	73.26
EFT9541	26/04/2017	JOANNE MAUD HIRSCH	TOTAL PAYMENT	-73.26
TRAV180417	18/04/2017	LAURIE CHARLES BUTLER	Cr Travel Fees - Finance Committee Meeting 18/04/2017 16kms @ $.7087	11.33
EFT9542	26/04/2017	LAURIE CHARLES BUTLER	TOTAL PAYMENT	-11.33
156-015522	30/03/2017	LGIS RISK MANAGEMENT	RRC Programme 2nd instalment 2016/2017	3925.90
EFT9543	26/04/2017	LGIS RISK MANAGEMENT	TOTAL PAYMENT	-3925.90
TRAV160317	16/03/2017	LISA JANE SMITH	Cr Travel Fees - Ordinary Council Meeting - 94.8 kms @.9901	93.86
TRAV180417	18/04/2017	LISA JANE SMITH	Cr Travel Fees Finance Committee Meeting 18/04/2017 - 39.6kms @.9901	39.21
EFT9544	26/04/2017	LISA JANE SMITH	TOTAL PAYMENT	-133.07
DZ43-16	31/03/2017	MARKET CREATIONS	Records Management for March 193 x standard archive cartons	530.75
EZ55-1	01/04/2017	MARKET CREATIONS	Office 365 Migration March Work progress	893.75
EFT9545	26/04/2017	MARKET CREATIONS	TOTAL PAYMENT	-1424.50
1342088	10/03/2017	MCINTOSH & SONS	Key Ignition	6.24
EFT9546	26/04/2017	MCINTOSH & SONS	TOTAL PAYMENT	-6.24
00002771	31/03/2017	MICK LUNDIE BITUTEK	Supply, spray and cover of bituminous products, supply, spray and cover of bituminous products	30480.75
00002770	31/03/2017	MICK LUNDIE BITUTEK	Supply, spray and spreading of bituminous products	7644.00
Chq/EFT	Date	Name	Description	Amount
00002772	31/03/2017	MICK LUNDIE BITUTEK	Bituminous spray seal works	4434.90
00002780	29/03/2017	MICK LUNDIE BITUTEK	EMULSION- 6000lt	6600.00
EFT9547	26/04/2017	MICK LUNDIE BITUTEK	TOTAL PAYMENT	-49159.65

Shire of Perenjori
Local Government Act 1995
Accounts for payment for the month ending April 2017

Chq/EFT	Date	Name	Description	Amount
MOIGA	01/04/2017	MORAWA IGA	Purchase at IGA Morawa - GST, Purchase at IGA Morawa - GST Free, Tax invoice fee	104.66
EFT9549	26/04/2017	MORAWA IGA	TOTAL PAYMENT	-104.66
80751340	31/03/2017	NOVUS AUTOGLASS REPAIRS & REPLACEMENT	Fit Own Door Window, Fit Own RH Front Windscreen, Mileage Recovery	583.64
80751339	31/03/2017	NOVUS AUTOGLASS REPAIRS & REPLACEMENT	Supply and Fit Windscreen, Mileage recovery	545.13
EFT9550	26/04/2017	NOVUS AUTOGLASS REPAIRS & REPLACEMENT	TOTAL PAYMENT	-1128.77
00002227	01/04/2017	OAKSTAR ASSET PTY LTD	1.8m3 of 20 x 20 MPA concrete, Delivery and Labour	719.40
EFT9551	26/04/2017	OAKSTAR ASSET PTY LTD	TOTAL PAYMENT	-719.40
61304847	01/04/2017	ONESTEEL METALAND	Pressed patio brakets 76 x38/64 x38, easiline pation gutter stop end colorbond, 76 x 38 x1.6 tube imported 6.100m cream, easiline patio gutter colourbond, universal gutter clip to suit easiline patio, polycarbonate trimdek .8mm 5 rib profile - 1800mm length, tek screw 10 x16 cleassic cream with seak pk of 100, tek screw 10 x16 cleassic cream with seak pk 100.00, 76 x38 x1.6 galvinished tube classic cream, 90 x 90 x 2.0 tubeclolor classic cream, trimdeck colorbond.42 double sided hi gloss x 11 length 1,800mm, 545mm 3 hole rafter bracket, 0.40c/flashing 135G x 3B 4000mm classic cream	1733.18
EFT9552	26/04/2017	ONESTEEL METALAND	TOTAL PAYMENT	-1733.18
00001616	01/04/2017	PERENJORI COMMUNITY RESOURCE CENTRE	Express post small satchel, Registered post label, 1TB Seagate hard drive	124.50
00001585	01/04/2017	PERENJORI COMMUNITY RESOURCE CENTRE	9x slices	36.00
EFT9553	26/04/2017	PERENJORI COMMUNITY RESOURCE CENTRE	TOTAL PAYMENT	-160.50
99731002	31/03/2017	PERENJORI IGA X - PRESS	15/03 - milk 1Ltre, 15/03 - milk hi lo 2Ltre, 15/03 - salami, 15/03 - csabai, 15/03 - kingston biscuits, 15/03 - cabanossi, 15/03 - strawberries, 15/03 - oranges, 15/03 - grapes white seedless, 08/03 - salt and pepper squid, 08/03 - mini combo 40's, 08/03 - milk hi lo 2Ltre, 08/03 - milk 2Ltre, 08/03 - chicken nuggets, 08/03 - salami, 08/03 - cheese, 08/03 - csabai, 08/03 - cabanossi, 08/03 - tartare sauce, 30/03 - soap pump, 01/03 - granny smith apples, 01/03 - pink lady apples, 01/03 - cream of tartar, 08/03- jif, 08/03- harpic active marine, 08/03- harpic active citrus, 08/03- jif, 08/03- harpic active marine, 08/03- harpic active citrus, 08/03- jif, 08/03- harpic active citrus, 16/03 - milk 3Ltre, 01/03 - purchases, 30/03 - purchases, 30/03 - purchases	275.37
EFT9554	26/04/2017	PERENJORI IGA X - PRESS	TOTAL PAYMENT	-275.37
36	01/04/2017	PERENJORI NETBALL CLUB	Round 6 - 2015 Netball club Shed Public Benefit Trust	15000.00
EFT9555	26/04/2017	PERENJORI NETBALL CLUB	TOTAL PAYMENT	-15000.00
TRAV120417	12/04/2017	PETER JOHN WATERHOUSE	Cr Travel Fees - Plant and Works Committee Meeting 12/04/2017 128kms @ $.9901/km	126.73
EFT9556	26/04/2017	PETER JOHN WATERHOUSE	TOTAL PAYMENT	-126.73
QKEYLMMARCH2017	10/04/2017	QK TECHNOLOGIES PTY LTD	Average active Children for the period starting 06/03/20107 - 02/04/2017	17.77
EFT9557	26/04/2017	QK TECHNOLOGIES PTY LTD	TOTAL PAYMENT	-17.77
4629	12/04/2017	RJ & LJ KING	Bar Oil	26.40
4630	12/04/2017	RJ & LJ KING	New tire	1465.20
4646	13/04/2017	RJ & LJ KING	20L Delo Gold Ultra	112.20
EFT9558	26/04/2017	RJ & LJ KING	TOTAL PAYMENT	-1603.80
01725	19/04/2017	RYLAN CONCRETE	Installation of kerbing	6801.30
EFT9559	26/04/2017	RYLAN CONCRETE	TOTAL PAYMENT	-6801.30
10856	06/04/2017	SHIRE OF CARNAMAH	Caranamah Mat and Eneabba News - full page black and white Blush for the Bush Update - 22/3 - 29/03	48.20
EFT9560	26/04/2017	SHIRE OF CARNAMAH	TOTAL PAYMENT	-48.20
22513	06/04/2017	SHIRE OF MEEKATHARRA	Advertising in issue #288 April edition of the The Meekatharra Dust full page colour	74.05
EFT9561	26/04/2017	SHIRE OF MEEKATHARRA	TOTAL PAYMENT	-74.05
5441	29/03/2017	SHIRE OF MORAWA	Hire of road sweeper for Perenjori and Latham townsites 8th and 9th March 2017	2887.50
5461	10/04/2017	SHIRE OF MORAWA	Sweeping of carpark around pavilion	875.00
EFT9562	26/04/2017	SHIRE OF MORAWA	TOTAL PAYMENT	-3762.50
13476	10/04/2017	SHIRE OF THREE SPRINGS	Advertising of 2017 cancellation	80.00
EFT9563	26/04/2017	SHIRE OF THREE SPRINGS	TOTAL PAYMENT	-80.00
9020668143	15/03/2017	STAPLES AUSTRALIA PTY LTD	Depot - A4 brochure holders, Pecc - pop up notes, Admin - logitech speakers, Pecc - A4 laminate pouches, Pecc - Crystal clear sticky tape, Admin - avante 3 tray document holder, Admin - fold back clips 51mm, Admin - Marbig 100% Recycled Ruler 30cm, Admin - Staples Correction Tape 5mmx8m Dual Angle Recycled, Admin - Adata Hv620 USB 3.0 External Hard Drive 1Tb, Admin - Uniball Jetstream Retractable Pen 1.0mm Black, Admin -Uniball Jetstream Retractable Pen 1.0mm Blue, Admin -Uniball Jetstream Retractable Pen 1.0mm Red	428.53
9020667501	15/03/2017	STAPLES AUSTRALIA PTY LTD	Desk Top printer - Caravan Park	592.90
M241943	27/03/2017	STAPLES AUSTRALIA PTY LTD	P and S Meter charges Black and White, ., P and S Meter charges Colour	736.69
9020817754	31/03/2017	STAPLES AUSTRALIA PTY LTD	Depot - Staples Writing Pad A4 Ruled Bond 60gsm, Pecc - Esselte 45108 Pins Map Round Head Assorted, Admin - Nestle Milo 1.5kg tin twin pack, Admin - Arnotts Assorted Creams Biscuits 3kg, Admin - Canon Ws1210Hi III Desktop Calculator 12 Digit Dual Power	144.91
9020907615	11/04/2017	STAPLES AUSTRALIA PTY LTD	30L rectangular white swing bin, Scotch clear Removable Mounting Squares 25.4mmx25.4mm	44.11
902090123	11/04/2017	STAPLES AUSTRALIA PTY LTD	Marbig 80020F Archive Storage Box	18.04
EFT9564	26/04/2017	STAPLES AUSTRALIA PTY LTD	TOTAL PAYMENT	-1965.18
00002803	06/04/2017	STATE WIDE TURF SERVICES	Renovation of sports oval	11345.40
EFT9565	26/04/2017	STATE WIDE TURF SERVICES	TOTAL PAYMENT	-11345.40
3	12/04/2017	STRATUM CUTTINGS EDGES	Cutting Edges 5D9553 Grader Blades	1663.20
EFT9566	26/04/2017	STRATUM CUTTINGS EDGES	TOTAL PAYMENT	-1663.20
B2518	13/04/2017	THINK WATER GERALDTON	Hunter pop up body sprinkler pro-s 3 and, rotators and risers and hunter pgj gear drive sprinklers	163.70
B2454	07/04/2017	THINK WATER GERALDTON	Hunter pop up body sprinkler pro-s 3 and, rotators and risers and hunter pgj gear drive sprinklers	178.85
B2291	30/03/2017	THINK WATER GERALDTON	reticultaion for turf installation at park	408.95
EFT9567	26/04/2017	THINK WATER GERALDTON	TOTAL PAYMENT	-751.50

Shire of Perenjori
Local Government Act 1995
Accounts for payment for the month ending April 2017

Chq/EFT	Date	Name	Description	Amount
0295	31/03/2017	TOLL IPEC PTY LTD	28/03 - construction 1 x 42KG -, 28/03 - blackwoods 1 x 22KG -	40.24
EFT9568	26/04/2017	TOLL IPEC PTY LTD	TOTAL PAYMENT	-40.24
100137780	31/03/2017	TOTALLY WORKWEAR	1 x Pair of boots	157.50
EFT9569	26/04/2017	TOTALLY WORKWEAR	TOTAL PAYMENT	-157.50
13987	01/04/2017	WALLIS COMPUTER SOLUTIONS	ADSL 25GB Internet allowance - monthly billing for April	77.00
EFT9570	26/04/2017	WALLIS COMPUTER SOLUTIONS	TOTAL PAYMENT	-77.00
TRANT	10/04/2017	WARWICK TRANT	Supply live music for Anzac Day event and one hour live music for event breakfast	150.00
EFT9571	26/04/2017	WARWICK TRANT	TOTAL PAYMENT	-150.00
00000546	10/04/2017	WCC Electrical & Air Conditioning.	Installation of new hotplate and oven	680.35
EFT9572	26/04/2017	WCC Electrical & Air Conditioning.	TOTAL PAYMENT	-680.35
1024985120170331	01/04/2017	WEST AUSTRALIAN NEWSPAPERS LIMITED	Sunday times sections feature	834.09
EFT9573	26/04/2017	WEST AUSTRALIAN NEWSPAPERS LIMITED	TOTAL PAYMENT	-834.09
I3064147	13/03/2017	WESTERN AUSTRALIAN LOCAL GOVERNMENT ASSOCIATION	Option 1 - Customised Procurement Session plus local supplier event - WALGA Travel - 750 km	2474.80
EFT9574	26/04/2017	WESTERN AUSTRALIAN LOCAL GOVERNMENT ASSOCIATION	TOTAL PAYMENT	-2474.80
69771	27/03/2017	WILLIAMS MUFFLERS BRAKES TYRES	Exhaust pipe	165.00
EFT9575	26/04/2017	WILLIAMS MUFFLERS BRAKES TYRES	TOTAL PAYMENT	-165.00
3197	19/04/2017	AFFORDABLE REMOVALS	Removal Fee's for Marc Bennett	3500.00
EFT9576	28/04/2017	AFFORDABLE REMOVALS	TOTAL PAYMENT	-3500.00
477466	24/04/2017	BURGESS RAWSON (WA) PTY LTD	Memorial at Fowler St Perenjori - water usage from 15/02/2017-17/04/2017	1229.95
477467	24/04/2017	BURGESS RAWSON (WA) PTY LTD	Standpipe at opp Allan Britt St Latham - water usage from 15/02/2017 - 18/04/2017	606.98
477465	24/04/2017	BURGESS RAWSON (WA) PTY LTD	Water rates to 01/03/2017 - 30/04/2017, Water usage to 15/02/2017 - 17/04/2017	92.49
477464	24/04/2017	BURGESS RAWSON (WA) PTY LTD	Toilets at Loading St Perenjori - water usage from 15/02/2017 - 17/04/2017	1885.37
EFT9577	28/04/2017	BURGESS RAWSON (WA) PTY LTD	TOTAL PAYMENT	-3814.79
1187	26/04/2017	CANINE CONTROL	Ranger Services for Thursday 20th April 2017,	495.00
EFT9578	28/04/2017	CANINE CONTROL	TOTAL PAYMENT	-495.00
13433	17/04/2017	CHESS WORLD AUSTRALIA PTY LTD	Giant Chess Set and Nylon Mat	837.00
EFT9579	28/04/2017	CHESS WORLD AUSTRALIA PTY LTD	TOTAL PAYMENT	-837.00
201541	01/04/2017	DIGITAL RADIO SYSTEMS	Internet Coverage CDR 2016	3850.00
EFT9580	28/04/2017	DIGITAL RADIO SYSTEMS	TOTAL PAYMENT	-3850.00
C1723	25/04/2017	ECOWATER SERVICES PTY LTD	Caravan Park - Quarterly Maintenance service of C10 size biomax system	241.30
C1722	25/04/2017	ECOWATER SERVICES PTY LTD	Qtyly Maintenance Service Biomax system, Qtyly Maintenance Service Biomax system	585.30
EFT9581	28/04/2017	ECOWATER SERVICES PTY LTD	TOTAL PAYMENT	-826.60
ORD17	20/04/2017	GRAEME KINGSLEY REID	Cr Meeting Fees - Ordinary Council Meetings 20/04/2017 @ $200, Cr Meeting Fees - Plant and Works Committee Meetings 12/04/2017 @ $118	318.00
TRAV04	20/04/2017	GRAEME KINGSLEY REID	Cr Travel Fees - Ordinary Council Meeting 20/04/2017 - 100kms @ $.9397/km	99.01
EFT9582	28/04/2017	GRAEME KINGSLEY REID	TOTAL PAYMENT	-417.01
ORD17	20/04/2017	JOANNE MAUD HIRSCH	Cr Meeting Fees - Ordinary Council Meetings 20/04/2017 @ $200, Cr Meeting Fees - Finance Committee Meetings 18/04/2017 @ $118	318.00
TRAV04	20/04/2017	JOANNE MAUD HIRSCH	Cr Travel Fees - Ordinary Council Meeting 20/04/2017 - 74kms @ $.9901	73.26
EFT9583	28/04/2017	JOANNE MAUD HIRSCH	TOTAL PAYMENT	-391.26
ORD17	20/04/2017	LAURIE CHARLES BUTLER	Cr Meeting Fees - Ordinary Council Meetings 20/04/2017 @ $400, Cr Meeting Fees - Finance Committee Meetings 18/04/2017 @ $118	518.00
TRAVE04	20/04/2017	LAURIE CHARLES BUTLER	Cr Travel Fees - Ordinary Council Meeting 20/04/2017 - 16kms @ $.7087	11.33
EFT9584	28/04/2017	LAURIE CHARLES BUTLER	TOTAL PAYMENT	-529.33
ORD17	20/04/2017	LISA JANE SMITH	Cr Meeting Fees - Ordinary Council Meetings 20/04/2017 @ $200, Cr Meeting Fees - Finance Committee Meetings 18/04/2017 @ $118	318.00
TRAV04	20/04/2017	LISA JANE SMITH	Cr Travel Fees - Ordinary Council Meeting 20/04/2017 - 39.6 kms @.9901	39.20
EFT9585	28/04/2017	LISA JANE SMITH	TOTAL PAYMENT	-357.20
DONBAND	25/04/2017	MORAWA DISTRICT HIGH SCHOOL	Donation to Brass Band for ANZAC DAY Perenjori	200.00
EFT9586	28/04/2017	MORAWA DISTRICT HIGH SCHOOL	TOTAL PAYMENT	-200.00
17GA448	01/04/2017	NATIONAL GENERAL ASSEMBLY OF LOCAL GOVERNMENT	National General Assembly Conference - Full Registration Cr Laurie Butler	2114.00
17GA445	01/04/2017	NATIONAL GENERAL ASSEMBLY OF LOCAL GOVERNMENT	National General Assembly Canberra - Full Registration Cr Peter Waterhouse	2114.00
EFT9587	28/04/2017	NATIONAL GENERAL ASSEMBLY OF LOCAL GOVERNMENT	TOTAL PAYMENT	-4228.00
201771098	10/04/2017	OCLC	Amlib annual maintenance, 2 x CAL licences, SQL server Support - 01/05/2017 - 30/04/2018	1593.88
EFT9588	28/04/2017	OCLC	TOTAL PAYMENT	-1593.88
57386	26/04/2017	PAINT INDUSTRIES PTY LTD	Paint for WALGA competition 2017 Banners in the Terrace - Junior Primary category	225.28
EFT9589	28/04/2017	PAINT INDUSTRIES PTY LTD	TOTAL PAYMENT	-225.28
ORD17	20/04/2017	PETER JOHN WATERHOUSE	Cr Meeting Fees - Plant and Works Committee Meetings 12/04/2017 @ $118, Cr Meeting Fees - Ordianry Council Meetings 20/04/2017 @ $200	318.00
TRAV04	20/04/2017	PETER JOHN WATERHOUSE	Cr Travel Fees - Ordinary Council Meeting 20/04/2017 - 128kms @ $.9901	126.73
EFT9590	28/04/2017	PETER JOHN WATERHOUSE	TOTAL PAYMENT	-444.73

Shire of Perenjori
Local Government Act 1995
Accounts for payment for the month ending April 2017

Chq/EFT	Date	Name	Description	Amount
ORD17	20/04/2017	ROBIN LYN SPENCER	Cr Meeting Fees - Ordinary Council Meetings 20/04/2017 @ $200	200.00
TRAV04	20/04/2017	ROBIN LYN SPENCER	Cr Travel Fees - Ordinary Council Meeting 20/04/2017 - 46kms @ $.9901	45.54
EFT9591	28/04/2017	ROBIN LYN SPENCER	TOTAL PAYMENT	-245.54
ORD17	20/04/2017	RODNEY PAUL DESMOND	Cr Meeting Fees - Ordinary Council Meetings 20/04/2017 @ $200.00	200.00
EFT9592	28/04/2017	RODNEY PAUL DESMOND	TOTAL PAYMENT	-200.00
17055	01/04/2017	SEACREST SETTLEMENTS	Settlement Fee's for 163 England Crecent, Perenjori	987.80
EFT9593	28/04/2017	SEACREST SETTLEMENTS	TOTAL PAYMENT	-987.80
2500	18/04/2017	TEAKLE AND LALOR	Preparation and managment of tender process for the design and specifications for tendering of the works required to upgrade the Perenjori Sports Pavilion. The design and specifications proceess, tender preparation and project management will be as follows:, , 1. Travel to Perenjori and carry out a detailed measure up of the existing building , 2. Preparation of design concept/s and sketch plans for council approval prior to proceeding to final tender documentation , 3. Preparation of final tender drawings and specifications, 4. Contracting of a structural engineer to ensure design compliance as required, 5. Manage the tender process, (not including advertising) issue tender documents, deal with tender enquiries, issue addendums if necessary and provide tender reports after the close of tenders, 6. Liaise with nominated Council employees to select a prefered tenderer , 7. Prepare a tender assessment and recommendation for presentation to the Council for Council's decision on the awarding of the tender, 7. Carry out contract administration duties during the construction phase of the project, 8. Travel to Perenjori will be as required with 4 - 6 visits estimated	4573.25
EFT9594	28/04/2017	TEAKLE AND LALOR	TOTAL PAYMENT	-4573.25
0298	21/04/2017	TOLL IPEC PTY LTD	31/03/2017 - State Library 2 x 20kg metal boxes, 09/04/2017 - LISWA 3 x 30kg, 13/04/2017 - Staples 2 x 11kg	47.65
EFT9595	28/04/2017	TOLL IPEC PTY LTD	TOTAL PAYMENT	-47.65
665877470SL	03/04/2017	SYNERGY	Street Lights from 25/02/2017 - 24/03/2017	1664.40
19491	12/04/2017	SYNERGY	TOTAL PAYMENT	-1664.40
5795333000	10/04/2017	TELSTRA CORPORATION	9973 1075 telephone charges- Pavillion, 9973 1526 telephone charges- Depot, 9973 1621 internet charges- 9 Hirshauer St, 9973 1751 internet charges- 8B John St, 9973 1779 phone charges, 649 519 9650 phone charges, 9973 0100 ISDN phone charges - Reception, 9973 0101 ISDN phone charges - Accounts Officer, 9973 0102 ISDN phone charges - MCDS, 9973 0103 ISDN phone charges, 9973 0104 ISDN phone charges - Accountant, 9973 0105 ISDN phone charges - Administration Officer, 9973 0106 ISDN phone charges -, 9973 0107 ISDN phone charges - Club Development, 9973 0108 ISDN phone charges - CEO, 9973 0110 ISDN phone charges -, 9973 0111 ISDN phone charges - Aquatic Centre, 9973 0112 ISDN phone charges - MIS, 9973 0113 ISDN phone charges - Mechanic, 9973 0114 ISDN phone charges - Depot Administrator, 9973 0116 ISDN phone charges -, 9973 0117 ISDN phone charges - Depot Leading Hand, 9973 0200 ISDN phone charges - PECC, N9502846R - Internet and data - Aquatic Centre, N9504753R - Internet and data - Ceo residentance, N9509636R - Internet and data - Graphic Design Development Officer, N9519201R - Internet and data - MCDS residence, N9725251R - Internet and data - 7 Hirshauer, 2017 WA Great Northern Directory Listing 1 of 12 instalments, 9973 1002 phone charges, 9973 1083 Eftpos charges, 9973 1354 phone charges - Administration Line, 9973 1029 fax charges - Administration, 9973 1102 fax charges - Ceo residence, 0427 731 004 - mobile charges - Ceo, 9973 1120 phone charges - Ceo residence, 9973 1193 phone charges - Caravan Park Managers residence, 9973 1401 - Caravan	3022.99
2000479035303MAR	28/03/2017	TELSTRA CORPORATION	Graphic Design Development Officer mobile charges from 24/02/2017 - 23/03/2017, Club Development Officer mobile charges from 24/02/2017 - 23/03/2017	142.20
19492	12/04/2017	TELSTRA CORPORATION	TOTAL PAYMENT	-3165.19
5028	01/04/2017	PERENJORI HOTEL	Purchase of alcohol- Shire Council	529.00
5025/5024	01/04/2017	PERENJORI HOTEL	Purchase of Alcohol for Council	1394.00
19493	28/04/2017	PERENJORI HOTEL	TOTAL PAYMENT	-1923.00
DEDUCTION	04/04/2017	SHIRE OF PERENJORI - TRUST	Payroll Deduction for BEVERLY ELLIS 04/04/2017	50.00
DEDUCTION	18/04/2017	SHIRE OF PERENJORI - TRUST	Payroll Deduction for BEVERLY ELLIS 18/04/2017	50.00
19494	28/04/2017	SHIRE OF PERENJORI - TRUST	TOTAL PAYMENT	-100.00
1382460135FEB	18/04/2017	TELSTRA CORPORATION	Tim Messaging Service	278.98
0767353300FEB	18/04/2017	TELSTRA CORPORATION	Telephone and internet charges	84.94
19495	28/04/2017	TELSTRA CORPORATION	TOTAL PAYMENT	-363.92
TRANSITION	06/04/2017	TRANSITION MANAGEMENT	Policy and procedure induction and training session Lighthouse grant	1278.00
19496	28/04/2017	TRANSITION MANAGEMENT	TOTAL PAYMENT	-1278.00
ORD17	20/04/2017	KIRK JINDRICH POHL	Cr Meeting Fees - Ordinary Council Meetings 20/04/2017 @ $200	200.00
19497	28/04/2017	KIRK JINDRICH POHL	TOTAL PAYMENT	-200.00
DONBBQ	25/04/2017	PERENJORI ST JOHN AMBULANCE	Donation for BBQ ANZAC DAY	200.00
19498	28/04/2017	PERENJORI ST JOHN AMBULANCE	TOTAL PAYMENT	-200.00
868907710MAR	13/04/2017	SYNERGY	Masonic Lodge - electricity usage from 09/02/2017 - 10/04/2017	57.85
484454110MAR	13/04/2017	SYNERGY	159 John St - electricity usage from 08/02/2017 - 10/04/2017	433.60
800197790MAR	13/04/2017	SYNERGY	Caravan Park - electricity usage from 08/02/2017 - 10/04/2017	391.25
195218910MAR	13/04/2017	SYNERGY	Pavillion - Lot 53 Crossing St Perenjori - electricity usage from 08/02/2017 - 10/04/2017, Oval - Lot 53 Crossing St Perenjori - electricity usage from 08/02/2017 - 10/04/2017	1379.20
954195920MAR	13/04/2017	SYNERGY	1 Fowler St Perenjori - electricity usage from 09/02/2017 - 10/04/2017	41.75
853741070MAR	13/04/2017	SYNERGY	Lot 1 Fowler St Perenjori - electricity usage from 09/02/2017 - 10/04/2017	30.70

Shire of Perenjori
Local Government Act 1995
Accounts for payment for the month ending April 2017

Chq/EFT	Date	Name	Description	Amount
511835230MAR	13/04/2017	SYNERGY	Lot 52 Russell St Perenjori - electricity usage from 09/02/2017 - 10/04/2017	117.85
527459390MAR	19/04/2017	SYNERGY	Fox St Latham - electricity usage from 21/02/2017 - 18/04/2017	154.50
978506990MAR	19/04/2017	SYNERGY	Lot 51 Britt St Latham - electricity usage from 21/02/2017 - 18/04/2017	56.90
234919140MAR	12/04/2017	SYNERGY	40 Russell St - electricity usage from 09/02/2017- 10/04/2017	32.05
025826130MAR	12/04/2017	SYNERGY	Lot 33 Russell St - electricity usage from 09/02/2017 - 10/04/2017	32.65
169164900MAR	12/04/2017	SYNERGY	Eco House 1 354 Timmings St - electricity usage from 08/02/2017 - 10/04/2017	199.05
230045700MAR	12/04/2017	SYNERGY	Business Incubator Unit 3/15 Russell St - electricity usage from 09/02/2017 - 10/04/2017	73.00
341335710MAR	12/04/2017	SYNERGY	Perenjori Hall - electricity usage from 09/02/2017 - 10/04/2017, Administration - electricity usage from 09/02/2017 - 10/04/2017	2202.30
357001950MAR	12/04/2017	SYNERGY	Lot 164 Loading St - electricity usage from 08/02/2017 - 10/04/2017	1328.60
635914720MAR	12/04/2017	SYNERGY	Lot 6B Fowler St - electricity usage from 08/02/2017 - 10/04/2017	55.25
230045510MAR	12/04/2017	SYNERGY	Business Incubator Unit 1/15 Russell St - electricity usage from 08/02/2017 - 10/04/2017	28.75
345845470MAR	12/04/2017	SYNERGY	Lot 92 Russell St - electricity usage from 09/02/2017 - 10/04/2017	84.50
421049310MAR	12/04/2017	SYNERGY	Lot 74 Russell St - electricity usage from 09/02/2017 - 10/04/2017	315.30
155373590MAR	12/04/2017	SYNERGY	Lot 355 Hirshauer St - electricity usage from 08/02/2017 - 10/04/2017	245.90
234946580MAR	12/04/2017	SYNERGY	Pecc - electricity usage from 08/02/2017 - 10/04/2017, Playgroup - electricity usage from 08/02/2017 - 10/04/2017	1145.55
092612910MAR	12/04/2017	SYNERGY	Aquatic Centre - Pecc - electricity usage from 08/02/2017 - 10/04/2017	8561.10
230045650MAR	12/04/2017	SYNERGY	Business Incubator Unit 2/15 Russell St - electricity usage from 09/02/2017 - 10/04/2017	28.75
750457940MAR	12/04/2017	SYNERGY	Lot 127 Russell St Perenjori - electricity usage from 09/02/2017 - 10/04/2017	685.55
193844610MAR	19/04/2017	SYNERGY	Lot 353 Timmings St - electricity usage from 08/02/2017 - 21/03/2017	366.45
655989200MAR	12/04/2017	SYNERGY	Lot 107 B Livingstone St - electricity usage from 09/02/2017 - 10/04/2017	108.80
19499	28/04/2017	SYNERGY	TOTAL PAYMENT	-18157.15
9006991897MAR	19/04/2017	WATER CORPORATION	Water usage from 01/03/2017 - 30/04/2017 - Standpipe at Caron Rd Bunjil Lot opp44 Res 37065	75.58
9007216788MAR	19/04/2017	WATER CORPORATION	Water useage from 01/03/2017 - 30/04/2017 - Museum at 18 Folwer St Perenjori Lot 1	76.70
9007216868MAR	19/04/2017	WATER CORPORATION	Water usage from 01/03/2017 - 30/04/2017 - Garden at 2 Fowler St Perenjori Lot off 91	119.57
9007216980MAR	19/04/2017	WATER CORPORATION	Water usage from 01/03/2017 - 30/ 04/2017 - Vacant Land (Res) at 34L Russell St Perenjori Lot 33 Res 18320	315.95
9007217158MAR	19/04/2017	WATER CORPORATION	Water usage from 01/03/2017 - 30/04/2017 - Depot at 53 Russell st Perenjori Lot 50:51:52	6.77
9007217182MAR	19/04/2017	WATER CORPORATION	48 Russell St - service charge from 01/03/2017 - 30/04/2017, 48 Russell St - water allowance from 01/03/2017 - 30/04/2017, 48 Russell St - reimburstment from 01/03/2017 - 30/04/2017	208.12
9007217254MAR	19/04/2017	WATER CORPORATION	House at 50 Russell St - service charges from 01/03/2017 - 30/04/2017, House at 50 Russell St - water allowance from 01/03/2017 - 30/04/2017, House at 50 Russell St - reimburstment from 01/03/2017 - 30/04/2017	204.37
9007217262MAR	19/04/2017	WATER CORPORATION	Water usage from 01/03/2017 - 30/04/2017 - Medical Centre at 48 Russell St Perenjori Lot 74	83.47
9007217449MAR	19/04/2017	WATER CORPORATION	Water usage from 01/03/2017 - 30/04/2017 - Centre at Russell st Perenjori Lot 555	24.82
9007217465MAR	19/04/2017	WATER CORPORATION	3 Livingstone St Perenjori Lot 136 - service charge from 01/03/2017 - 30/04/2017, 3 Livingstone St Perenjori Lot 136 - water allowance from 01/03/2017 - 30/04/2017	60.10
9007217510MAR	19/04/2017	WATER CORPORATION	11A Livingstone Street - service charges from 01/03/2017 - 30/04/2017, 11A Livingstone Street - water allowance from 01/03/2017 - 30/04/2017	56.93
9007184050MAR	19/04/2017	WATER CORPORATION	Water usage from 01/03/2017 - 30/04/2017 - Sports ground at 34L Fox St Latham lot 34 Res 30802	182.74
9007217756MAR	19/04/2017	WATER CORPORATION	21 Hesford St - service charges from 01/04/2017 - 30/04/2017, 21 Hesford St - water allowance from 01/04/2017 - 30/04/2017, 21 Hesford St - reimburstment from 01/04/2017 - 30/04/2017	115.58
9007217772MAR	19/04/2017	WATER CORPORATION	17 Hesford St - water usage from 01/03/2017 - 30/04/2017	43.71
9007217844MAR	19/04/2017	WATER CORPORATION	23 Hesford St - Water usage from 01/03/2017 - 30/04/2017	56.93
9007217975MAR	19/04/2017	WATER CORPORATION	Water usage from 01/03/2017 - 30/04/2017 - Caravan Park at Crossing Rd Perenjori	2468.06
9007218169MAR	19/04/2017	WATER CORPORATION	Sale yard at Loading St Perenjori - Water usaged from 01/03/2017 - 30/04/2017	69.94
9007218580MAR	19/04/2017	WATER CORPORATION	19 Hesford St Perenjori - service charges from 01/03/2017 - 30/04/2017, 19 Hesford St Perenjori - water allowance from 01/03/2017 - 30/04/2017, 19 Hesford St Perenjori - reimburstment from 01/03/2017 - 30/04/2017	77.54
9009413160MAR	19/04/2017	WATER CORPORATION	36 Livingstone St - service charges from 01/03/2017 - 30/04/2017, 36 Livingstone St - water allowance from 01/03/2017 - 30/04/2017, 36 Livingstone St - reimburstment from 01/03/2017 - 30/04/2017	85.47
9009549674MAR	19/04/2017	WATER CORPORATION	Unit 1/38 Russell St Perenjori - service charges from 01/03/2017 - 30/04/2017, Unit 1/38 Russell St Perenjori - water allowance from 01/03/2017 - 30/04/2017	58.51
9009549682MAR	19/04/2017	WATER CORPORATION	Unit 2/ 38 Russell St Perenjori service charges from 01/03/2017 - 30/04/2017, Unit 2/ 38 Russell St Perenjori water allowance from 01/03/2017 - 30/04/2017	58.51

Shire of Perenjori
Local Government Act 1995
Accounts for payment for the month ending April 2017

Chq/EFT	Date	Name	Description	Amount
9009664672MAR	19/04/2017	WATER CORPORATION	34 Livingstone St Perenjori - service charges from 01/03/2017 - 30/04/2017, 34 Livingstone St Perenjori - water allowance from 01/03/2017 -30/04/2017	60.10
9007184077MAR	19/04/2017	WATER CORPORATION	Water usege from 01/03/2017 - 30/04/2017 - Hall at 51L Britt st Latham Lot 51 Res 24146	33.84
9009664680	19/04/2017	WATER CORPORATION	32 Livingstone St Perenjori - service charges from 01/03/2017 - 30/04/2017, 32 Livingstone St Perenjori - water allowance from 01/03/2017 - 30/04/2017, 32 Livingstone St Perenjori - reimburstment from 01/03/2017 - 30/04/2017	193.80
9010249142MAR	19/04/2017	WATER CORPORATION	38 Russell St Perenjori water usage from 01/03/2017 - 30/04/2017	39.48
9013405569MAR	19/04/2017	WATER CORPORATION	CEO residance 2 John St Perenjori - water usage from 01/03/2017 - 30/04/2017	396.27
9013405577MAR	19/04/2017	WATER CORPORATION	4 John St Perenjori - service charges from 01/03/2017 - 30/04/2017, 4 John St Perenjori - reimburstment from 01/03/2017 - 30/04/2017	79.13
9016659759MAR	19/04/2017	WATER CORPORATION	Timmings St Perenjori - service charges from 01/03/2017 - 30/04/2017, Timmings St Perenjori - water allowance from 01/03/2017 - 30/04/2017, Timmings St Perenjori - reimburstment from 01/03/2017 - 30/04/2017	155.75
9016659767MAR	19/04/2017	WATER CORPORATION	Timmings St Perenjori - water usage from 01/03/2017 - 30/04/2017	56.93
9016659783MAR	19/04/2017	WATER CORPORATION	7 Hirshauer Rd Perenjori - water usage from 01/03/2017 - 30/04/2017	39.48
9020585916MAR	19/04/2017	WATER CORPORATION	1/8 John Street Perenjori - service charges 01/03/2017 - 30/04/2017, 1/8 John Street Perenjori - water allowance 01/03/2017 - 30/04/2017, 1/8 John Street Perenjori - reimburstment 01/03/2017 - 30/04/2017	87.06
9020585924MAR	19/04/2017	WATER CORPORATION	2/8 John St Perenjori - service charges from 01/03/2017 - 30/04/2017, , 2/8 John St Perenjori - water allowance from 01/03/2017 - 30/04/2017, , 2/8 John St Perenjori - reimburstment from 01/03/2017 - 30/04/2017,	155.75
9021451389MAR	19/04/2017	WATER CORPORATION	Water usage from 01/03/2017 - 30/04/2017, Water usage from 01/03/2017 - 30/04/2017	446.69
9007216550MAR	19/04/2017	WATER CORPORATION	Water usage from 01/03/2017 - 30/04/2017 - Aquatic Centre at Morawa Sth Rd Perenjori Lot 153 Res 17056	2233.44
9016659775MAR	19/04/2017	WATER CORPORATION	9 Hirshauer Rd Perenjori - water usage from 01/03/2017 - 30/04/2017	878.34
9018146666MAR	19/04/2017	WATER CORPORATION	England Cr Perenjori Lot 163 water usage from 01/03/2017 - 30/04/2017	39.48
9022055409MAR	19/04/2017	WATER CORPORATION	Unit B 40 Russell St Perenjori - water usage from 01/03/2017 - 30/04/2017	96.75
9022055396MAR	19/04/2017	WATER CORPORATION	Unit A Russell St Perenjori - water usage from 01/03/2017 - 30/04/2017	19.03
9007216569MAR	19/04/2017	WATER CORPORATION	Water usage from 01/03/2017 - 30/04/2017 - Hall at Morawa Sth Rd Perenjori Lot 153 Res 17056	767.04
9007216585MAR	19/04/2017	WATER CORPORATION	Water usage from 01/03/2017 - 30/04/2017 - Sports ground at Morawa Sth Rd Perenjori Lot 153 Res 17056	2.26
9007216649MAR	19/04/2017	WATER CORPORATION	Water usage from 01/03/2017 - 30/04/2017 Offices at 52 Fowler St Perenjori Lot 43 -44	444.43
9007217828MAR	20/04/2017	WATER CORPORATION	House at 9 Downer St - service charges - 18/04/2017 - 30/04/2017	39.48
9007218409MAR	20/04/2017	WATER CORPORATION	Standpipe at Opp L301 Mullewa - Wubin Rd Perenjori water usage from 01/03/2017 - 30/04/2017	2569.58
9007216657MAR	19/04/2017	WATER CORPORATION	Water usage from 01/03/2017 - 30/04/2017 - Tourist Centre at Fowler St Perenjori Lot 43, 44	166.94
9007216745MAR	19/04/2017	WATER CORPORATION	Water Usage from 01/03/2017 - 30/04/2017 - Office at 24 Folwer St Perenjori Lot 4	98.95
19500	28/04/2017	WATER CORPORATION	TOTAL PAYMENT	-13549.37
LANIER	03/04/2017	ALLEASING PTY LTD	LANIER PHOTOCOPIER LEASE	884.27
DD10848.1	03/04/2017	ALLEASING PTY LTD	TOTAL PAYMENT	-884.27
01	01/04/2017	WESTNET	Westnet - charges for the month of April 2017	285.85
DD10849.1	01/04/2017	WESTNET	TOTAL PAYMENT	-285.85
SUPER	04/04/2017	WA SUPER	Super 04/04/2017	6180.97
DEDUCTION	04/04/2017	WA SUPER	Payroll Deduction 04/04/2017	147.91
DEDUCTION	04/04/2017	WA SUPER	Payroll Deduction for 04/04/2017	159.29
DEDUCTION	04/04/2017	WA SUPER	Payroll Deduction for 04/04/2017	403.79
DEDUCTION	04/04/2017	WA SUPER	Payroll Deduction for 04/04/2017	398.10
DD10851.1	04/04/2017	WA SUPER	TOTAL PAYMENT	-7290.06
DEDUCTION	04/04/2017	AUSTRALIAN SUPER	Payroll Deduction for 04/04/2017	176.54
SUPER	04/04/2017	AUSTRALIAN SUPER	Super 04/04/2017	965.53
DD10851.2	04/04/2017	AUSTRALIAN SUPER	TOTAL PAYMENT	-1142.07
SUPER	04/04/2017	MLC SUPER	Super 04/04/2017	635.47
DD10851.3	04/04/2017	MLC SUPER	TOTAL PAYMENT	-635.47
SUPER	04/04/2017	INTEGRA SUPER	Super 04/04/2017	248.55
DD10851.4	04/04/2017	INTEGRA SUPER	TOTAL PAYMENT	-248.55
SUPER	04/04/2017	AMP SUPERANNUATION SAVINGS TRUST	Super 04/04/2017	270.50
DD10851.5	04/04/2017	AMP SUPERANNUATION SAVINGS TRUST	TOTAL PAYMENT	-270.50
SUPER	04/04/2017	HOST PLUS SUPER	Super 04/04/2017	201.82
DD10851.6	04/04/2017	HOST PLUS SUPER	TOTAL PAYMENT	-201.82
SUPER	04/04/2017	HESTA SUPER FUND	Super 04/04/2017	216.16
DD10851.7	04/04/2017	HESTA SUPER FUND	TOTAL PAYMENT	-216.16
SUPER	04/04/2017	REST INDUSTRY SUPERANNUATION	Super 04/04/2017	801.44
DD10851.8	04/04/2017	REST INDUSTRY SUPERANNUATION	TOTAL PAYMENT	-801.44
SUPER	04/04/2017	VICSUPER	Super 04/04/2017	216.16
DD10851.9	04/04/2017	VICSUPER	TOTAL PAYMENT	-216.16
102	06/04/2017	WESTERN AUSTRALIAN TREASURY CORPORATION	Loan No. 102 Principal payment -, Loan No. 102 Interest payment -	14780.03
DD10853.1	06/04/2017	WESTERN AUSTRALIAN TREASURY CORPORATION	TOTAL PAYMENT	-14780.03
100A	10/04/2017	WESTERN AUSTRALIAN TREASURY CORPORATION	Loan No. 100A Principal payment - AQUATIC CENTRE, Loan No. 100A Interest payment - AQUATIC CENTRE, Loan No. 100A Fixed Component - AQUATIC CENTRE	22250.51
DD10861.1	10/04/2017	WESTERN AUSTRALIAN TREASURY CORPORATION	TOTAL PAYMENT	-22250.51

Shire of Perenjori
Local Government Act 1995
Accounts for payment for the month ending April 2017

Chq/EFT	Date	Name	Description	Amount
PERES	14/04/2017	GERALDTON FUEL CO	PJ1578 -887.47 ltres + annual card fee $41.80, PJ1549 - 355.81+annual card fee $41.80, STOCK Diesel - 2816.35 ltres, PJ1574-164.50 lites + annual card fee $41.80, PJ1577- 129.18 ltres + annual card fee $41.80, PJ1575- 411.99 ltres + annual card fee $41.80, PJ1585 - 74.39 ltres +annual card fee $41.80, PJ1524 - 245.92 ltres + annual card fee $41.80, P1565- 29.46 ltres +annual card fee $41.80, Kubota Tractor - 122.00 ltres, PJ1527 - 615.14 ltres + annual card fee $41.80, 1 PJ - 226.46 ltres, 2 PJ - 223.09 ltres, 04 PJ - 149.18 ltres, 1500 PJ - 298.56 ltres, PJ1568 - 152.22 ltres, P1569- 201.57 ltres, P1599 - 12.17 ltres, PJ1585 - 20.12 litres, PJ1572- 190.87 ltres, Caravan Park - 44.71 ltres, P1570- 176.92 ltres, STOCK Diesel - 2090.83 ltres, The Ute - 255.34 ltres, PJ1568 - 57.67 ltres, 03 PJ - 23.22 ltres, 70PJ - 230.01 ltres, 1DVN551 - 164.66 ltres, 1501PJ - 37.69, 1516PJ - 27.32 ltres, PJ1562 - 180.54 ltres, STOCK Diesel - 2492.05 ltres, PJ4708 - 210.49 ltres, PJ1599 - 72.79 ltres, , PJ1599 - 104.84 ltres,	17973.75
DD10864.1	21/04/2017	GERALDTON FUEL CO	TOTAL PAYMENT	-17973.75
MC130417	13/04/2017	BANKWEST MASTERCARD	30/01/2017 - Credit from over charge, 20/02/2017 - Seek - Aquatic Centre Manager, 23/02/2017 - Cash register for Caravan Park, 24/02/2017 - Seek - Early Childhood Teacher, 27/02/2017 - Cash register - Aquatic Centre, 27/02/2017 - Early Childhood Australia, 11/03/2017 - Woolworths - Council, 14/03/2017 - Satelite boxes, 14/03/2017 - Crown Promenade Perth - Pecc Training, 14/03/2017 - Satelite boxes, 14/03/2017 - Satelite boxes, 15/03/2017 - CPDC Group - CDO, 18/03/2017 - Spotlight - Chris King Freeman Dinner, 21/03/2017 - Spotlight - Chris King Freeman Dinner, 22/03/2017 - Seek - Team Leader	3172.89
DD10865.1	13/04/2017	BANKWEST MASTERCARD	TOTAL PAYMENT	-3172.89
SUPER	18/04/2017	WA SUPER	Super 18/04/2017	6369.83
DEDUCTION	18/04/2017	WA SUPER	Payroll Deduction for 18/04/2017	147.91
DEDUCTION	18/04/2017	WA SUPER	Payroll Deduction for 18/04/2017	159.29
DEDUCTION	18/04/2017	WA SUPER	Payroll Deduction for 18/04/2017	403.79
DEDUCTION	18/04/2017	WA SUPER	Payroll Deduction for 18/04/2017	398.10
DD10867.1	18/04/2017	WA SUPER	TOTAL PAYMENT	-7478.92
DEDUCTION	18/04/2017	AUSTRALIAN SUPER	Payroll Deduction for 18/04/2017	176.54
SUPER	18/04/2017	AUSTRALIAN SUPER	Super 18/04/2017	976.50
DD10867.2	18/04/2017	AUSTRALIAN SUPER	TOTAL PAYMENT	-1153.04
SUPER	18/04/2017	MLC SUPER	Super 18/04/2017	628.21
DD10867.3	18/04/2017	MLC SUPER	TOTAL PAYMENT	-628.21
SUPER	18/04/2017	INTEGRA SUPER	Super 18/04/2017	239.62
DD10867.4	18/04/2017	INTEGRA SUPER	TOTAL PAYMENT	-239.62
SUPER	18/04/2017	AMP SUPERANNUATION SAVINGS TRUST	Super 18/04/2017	263.07
DD10867.5	18/04/2017	AMP SUPERANNUATION SAVINGS TRUST	TOTAL PAYMENT	-263.07
SUPER	18/04/2017	HOST PLUS SUPER	Super 18/04/2017	201.82
DD10867.6	18/04/2017	HOST PLUS SUPER	TOTAL PAYMENT	-201.82
SUPER	18/04/2017	HESTA SUPER FUND	Super 18/04/2017	216.16
DD10867.7	18/04/2017	HESTA SUPER FUND	TOTAL PAYMENT	-216.16
SUPER	18/04/2017	REST INDUSTRY SUPERANNUATION	Super 18/04/2017	760.97
DD10867.8	18/04/2017	REST INDUSTRY SUPERANNUATION	TOTAL PAYMENT	-760.97
SUPER	18/04/2017	VICSUPER	Super 18/04/2017	242.33
DD10867.9	18/04/2017	VICSUPER	TOTAL PAYMENT	-242.33
SUPER	26/04/2017	AUSTRALIAN SUPER	Super 26/04/2017	114.85
DD10872.1	18/04/2017	AUSTRALIAN SUPER	TOTAL PAYMENT	-114.85
SUPER	26/04/2017	AMP SUPERANNUATION SAVINGS TRUST	Super 26/04/2017	205.35
DD10873.1	18/04/2017	AMP SUPERANNUATION SAVINGS TRUST	TOTAL PAYMENT	-205.35
PJ1577	15/04/2017	SG FLEET AUSTRALIA PTY LIMITED	PJ1577 Hitachi Loader Lease	4091.01
JETPATCHER	15/04/2017	SG FLEET AUSTRALIA PTY LIMITED	1DVN551 - 2011 Isuzu Jetpatcher FVZ1400 (lease).,	6184.48
DD10882.1	15/04/2017	SG FLEET AUSTRALIA PTY LIMITED	TOTAL PAYMENT	-10275.49
			TOTAL PAYMENT FOR THE MONTH OF APRIL 2017	**-761501.59**

Perenjori

Embrace Opportunity

Previous Minutes

Finance Committee Meeting
18th April 2017

Shire of Perenjori
MINUTES
Finance Committee Meeting

Held in the Shire of Perenjori Council Chambers, Fowler Street, Perenjori on Tuesday **18th April 2017 at 5.00 pm.**

Table of Contents

17041 PRELIMINARIES 2

17041.1 DECLARATION OF OPENING AND ANNOUNCEMENT OF VISITORS 2
17041.2 DISCLAIMER READING 2
17041.3 RECORD OF ATTENDANCE, APOLOGIES AND LEAVE OF ABSENCE 2
17041.4 NOTATIONS OF INTEREST 2
17041.5 APPLICATIONS FOR LEAVE OF ABSENCE 2
17041.6 CONFIRMATION OF MINUTES 2

17042 FINANCE & ADMINISTRATION 3

17042.1 FINANCIAL STATEMENTS – MARCH 2017 3
17042.2 ACCOUNTS FOR PAYMENT – MARCH 2017 5
17042.3 RATES & DIFFERENTIAL RATES 9
17042.4 REQUEST TO USE RESERVE FUNDS FOR UNBUDGETED EXPENDITURE 20
17042.5 REQUEST TO PROVIDE BATTERY BACKUP TO MEDICAL CENTRE FRIDGE 22

17043 GENERAL BUSINESS 24

17043.1 MOTIONS OF WHICH DUE NOTICE HAVE BEEN GIVEN 24
17043.2 QUESTIONS BY MEMBERS OF WHICH DUE NOTICE HAS BEEN GIVEN 24
17043.3 URGENT BUSINESS APPROVED BY THE PERSON PRESIDING OR BY DECISION 24
17043.4 MATTERS BEHIND CLOSED DOORS 24
17043.5 DATE OF NEXT MEETING / MEETINGS 24

17041 PRELIMINARIES

17041.1 DECLARATION OF OPENING AND ANNOUNCEMENT OF VISITORS

Cr L Butler declared the meeting open at 5.00 pm.

17041.2 DISCLAIMER READING

17041.3 RECORD OF ATTENDANCE, APOLOGIES AND LEAVE OF ABSENCE

Present

Cr L Butler – Presiding Member
Cr L Smith
Cr J Hirsch
Peter Money - MCDS

Apologies

Cr J Cunningham
Ali Mills - CEO
Debby Barnden - Accountant

17041.4 NOTATIONS OF INTEREST

Financial Interest – Local Government Act S 5.60a
Proximity Interest – Local Government Act S 5.60b
Interest Affecting Impartiality – Local Government - Code of Conduct

17041.5 APPLICATIONS FOR LEAVE OF ABSENCE

17041.6 CONFIRMATION OF MINUTES

That the Minutes from the Finance Committee Meeting of the 14th March 2017 be confirmed as a true and correct record of that meeting

Officers Recommendation – Item 17041.6
That Council accepts the Minutes from the Finance Committee Meeting of the 14th March 2017 as a true and correct record of that Meeting.

Committee Resolution – Item 17041.6	
Moved: Cr J Hirsch	**Seconded: Cr L Smith**
That Council accepts the Minutes from the Finance Committee Meeting of the 14th March 2017 as a true and correct record of that Meeting.	**Carried: 4/0**

17042 FINANCE & ADMINISTRATION

17042.1 FINANCIAL STATEMENTS – MARCH 2017

APPLICANT:	**SHIRE OF PERENJORI**
FILE:	**ADM 0081**
DISCLOSURE OF INTEREST:	**NIL**
AUTHOR:	**DEBBY BARNDON - ACCOUNTANT**
RESPONSIBLE OFFICER:	**PETER MONEY - MCDS**
REPORT DATE:	**18TH APRIL 2017**
ATTACHMENTS	**MONTHLY FINANCIAL REPORT**

Executive Summary

This item recommends that the Council accepts the Financial Activity Statement for the period ending 31st March 2017.

Background

Each month officers are required to prepare monthly financial reports, covering prescribed information, and present these to the Council.

Details

Presented is the Financial Activity Statement Report for the period ending 31st March 2017.

The following statements are presented to Council:

- Monthly Summary Information - Charts
- Statement of Financial Activity (Program of Nature and Type) this provides the budget and actual income and expenditure for operating and non-recurrent as well and the closing surplus to date. (FM Reg 34(1))
- Statement of Capital Acquisitions and Capital Funding
- Net Current (Assets) Funding Position (Note 3). This provides the amount of assets over liabilities within the Balance Sheet. (FM Reg 34 (1)(e))
- Notes to the Financial Statements include:
    - Note 1.- Significant Accounting Policies
    - Note 2. - Explanation of Material Variances
    - Note 3. – Net Current Funding Position
    - Note 4. – Cash & Investments
    - Note 5. – Budget Amendments
    - Note 6. – Receivables
    - Note 7. – Cash Back Reserves
    - Note 8. – Capital Disposals
    - Note 9. – Rating Information
    - Note 10. – Information on Borrowings
    - Note 11. – Grant and Contributions

- Note 12.- Trust Fund
- Note 13.- Details of Capital Acquisition

Legal Compliance

Regulation 34 (Financial activity statement report) of the Local Government (Financial Management) Regulations 1996 states –

(1) A local government is to prepare each month a statement of financial activity reporting on the revenue and expenditure, as set out in the annual budget under regulation 22(1)(d), for that month in the following detail —

(a) Annual budget estimates, taking into account any expenditure incurred for an additional purpose under section 6.8(1) (b) or (c);

(b) budget estimates to the end of the month to which the statement relates;

(c) actual amounts of expenditure, revenue and income to the end of the month to which the statement relates;

(d) material variances between the comparable amounts referred to in paragraphs (b) and (c); and

(e) the net current assets at the end of the month to which the statement relates.

(2) Each statement of financial activity is to be accompanied by documents containing —
(a) an explanation of the composition of the net current assets of the month to which the statement relates, less committed assets and restricted assets;
(b) an explanation of each of the material variances referred to in sub regulation (1) (d); and
(c) such other supporting information as is considered relevant by the local government.

(3) The information in a statement of financial activity may be shown —

(a) according to nature and type classification; or

(b) by program; or

(c) by business unit

(4) A statement of financial activity, and the accompanying documents referred to in sub regulation 34 (2), are to be —
(a) presented at an ordinary meeting of the council within 2 months after the end of the month to which the statement relates; and

(b) recorded in the minutes of the meeting at which it is presented.

(5) Each financial year, a local government is to adopt a percentage or value, calculated in accordance with the AAS, to be used in statements of financial activity for reporting material variances.

Section 6.8 of the Local Government Act 1995 (Expenditure from municipal fund not included in annual budget) states –

(1) A local government is not to incur expenditure from its municipal fund for an additional purpose except where the expenditure —

a. is incurred in a financial year before the adoption of the annual budget by the local government; or

b. is authorised in advance by resolution; or

c. is authorised in advance by the mayor or president in an emergency.

Policy Implications

Nil

Financial Implications

Nil

Strategic Implications

Area 5: Investing in Councils Leadership

Goal: Strengthen the Shire's position as an innovative, independent Local Government providing excellence in all areas of governance, management and leadership.

Consultation

Liaison with MCDS, FO, & MIS.

Comment
Nil.

Voting Requirements – Simple Majority

Officers Recommendation – Item 17042.1
That Council, in accordance with Regulation 34 of the Local Government (Financial Management) Regulations 1996, accepts the Financial Activity Statement Report for the period ending 31st March 2017.

Committee Resolution – Item 17042.1	
Moved: Cr L Smith	**Seconded: Cr J Hirsch**
That Council, in accordance with Regulation 34 of the Local Government (Financial Management) Regulations 1996, accepts the Financial Activity Statement Report for the period ending 31st March 2017.	
Carried: 4/0	

17042.2 ACCOUNTS FOR PAYMENT – MARCH 2017

APPLICANT:	**SHIRE OF PERENJORI**
FILE:	**1306P**
DISCLOSURE OF INTEREST:	**NIL**
AUTHOR:	**LIZ MARKHAM - AO**
RESPONSIBLE OFFICER:	**PETER MONEY - MCDS**
REPORT DATE:	**18TH APRIL 2017**
ATTACHMENTS	**ACCOUNTS FOR PAYMENT**

Executive Summary
This item recommends that the Council confirms the payment of accounts for March 2017 as shown on the attached schedule.

Background
Council has delegated to the Chief Executive Officer the authority to make payments from the

Municipal and Trust funds in accordance with the Local Government (Financial Management) Regulations 1996.
Under Regulation 13(1) of the Local Government (Financial Management) Regulations 1996, where a local government has delegated to the Chief Executive Officer the exercise of its power to make payments from the Municipal fund or the Trust fund, each payment from the Municipal fund or the Trust fund is to be noted on a list compiled for each month showing:

a) The payee's name;
b) The amount of the payment
c) The date of the payment; and
d) Sufficient information to identify the transaction

That list should then be presented at the next Ordinary Meeting of the Council following the preparation of the list, and recorded in the minutes of the meeting at which it is presented.

Legal Compliance

Section 6.10 (d) of the Local Government Act 1995 refers, i.e.-

6.10. financial management regulations

Regulations may provide for —

(d) the general management of, and the authorisation of payments out of —

(i) the municipal fund; and

(ii) the trust fund,

of a local government.

Regulation 13(1), (3) & (4) of the Local Government (Financial Management) Regulations 1996 refers, i.e. -

13. Lists of Accounts

(1) If the local government has delegated to the CEO the exercise of its power to make payments from the municipal fund or the trust fund, a list of accounts paid by the CEO is to be prepared each month showing for each account paid since the last such list was prepared —

(a) the payee's name;
(b) the amount of the payment;
(c) the date of the payment; and
(d) sufficient information to identify the transaction.

(3) A list prepared under subregulation 34 (1) is to be —

(a) presented to the council at the next ordinary meeting of the council after the list is prepared; and

(b) recorded in the minutes of that meeting.

Policy Implications

All accounts paid have been duly incurred and authorised for payment as per approved purchasing and payment procedures.

Financial Implications

Ongoing management of Council funds by providing Council with sufficient information to monitor and review payments made.

Strategic Implications

Area 5: Investing in Councils Leadership

Goal: *Strengthen the Shire's position as an innovative, independent local Government providing excellence in all areas of governance, management and leadership*

Consultation
FO

Comment
All accounts paid have been duly incurred and authorised for payment as per approved purchasing and payment procedures.

Voting Requirements – Simple Majority

Officers Recommendation – Item 17042.2

That Council, pursuant to Regulation 13 of the Local Government (Financial Management) Regulations 1996 (as amended), confirms the accounts paid for the month ending 31st March 2017 as attached to and forming part of this report.

Municipal Account	
EFT	$600,337.80
Direct Debits	$150,450.74
Cheques	$29,518.93
Corporate MasterCard	$2952.70
Bank Fees	$ 141.29
Total	**$783,041.46**

Trust Account - Shire	
EFT	$
Cheques	$
Bank Fees	$
Total	**$**

Trust Account – Mt Gibson Public Benefit Funds	
EFT	$
Cheques	$
Bank Fees	$
Total	**$ 0**

Totalling **$783,041.46** *from Municipal and Trust Accounts for* the month ending **31st March 2017.**

Committee Resolution – Item 17042.2

Moved: Cr L Smith **Seconded: Cr J Hirsch**

That Council, pursuant to Regulation 13 of the Local Government (Financial Management) Regulations 1996 (as amended), confirms the accounts paid for the month ending 31st March 2017 as attached to and forming part of this report.

Carried: 4/0

Municipal Account	
EFT	$600,337.80
Direct Debits	$150,450.74
Cheques	$29,518.93
Corporate MasterCard	$2952.70
Bank Fees	$ 141.29
Total	**$783,041.46**

Trust Account - Shire	
EFT	$
Cheques	$
Bank Fees	$
Total	**$**

Trust Account – Mt Gibson Public Benefit Funds	
EFT	$
Cheques	$
Bank Fees	$
Total	**$ 0**

Totalling **$783,041.46** *from Municipal and Trust Accounts for* the month ending **31st March 2017.**

17042.3 RATES & DIFFERENTIAL RATES

APPLICANT:	**SHIRE OF PERENJORI**
FILE:	**ADM 0086**
DISCLOSURE OF INTEREST:	**NIL**
AUTHOR:	**LIZ MARKHAM - AO**
RESPONSIBLE OFFICER:	**PETER MONEY - MCDS**
REPORT DATE:	**18TH APRIL 2017**
ATTACHMENTS	**REASONS AND OBJECTIVES**

Executive Summary

This Item outlines scenarios for proposed differential rates and ordinary rates for 2017/2018; and recommends local advertising as required under s6.36(1) of the Local Government Act; and recommends that Council seeks Ministerial approval for the imposition of differential rates for UV Rural and UV Mining as UV Mining in accordance with s6.33(s) of the Local Government Act and following consideration of any objections to the differential rates.

Background

The Council must advertise (by local public notice) if it intends to impose any differential rates and must allow a clear 21 day comment period for submissions. The period in which advertising may occur is 1st May to 30th June in any year.

Following advertising Council must record any objections and consider the basis of the objections to the differential rates prior to seeking Ministerial approval.

It is preferable Council adopts and advertises the rates as soon as possible if it wants rate notices issued in July. The process following advertising can be delayed by the consideration of objections and then waiting for Ministerial approval for the differential rates.

Because differential rates are integral to Council's current financial structure it would be extremely difficult for Council to acquire sufficient income to operate effectively without imposing differential rates.

If Council continues with differential rates Section 6.36(1) of the Act requires that these be advertised and if a rate in a category is more than twice that of another in the category then Ministerial approval is required before the rate can be imposed. Because of the vast difference between the UV rural rate and the UV mining rate Ministerial approval is required to levy these rates.

In order to achieve timely budget finalisation, advertising should commence as soon as possible after the 1st May for which approval from the Council is required at this meeting.

In past years Council has advertised a high rate increase and then trimmed the increase as the financial situation becomes clearer.

The Minister is now insisting that local governments comply with the Act by determining their expenditures and then determining the rates required to meet any budget shortfall. This means that it is not acceptable to advertise a high rate then apply a lesser rate after the budget is formed. As this Council relies on a differential rate to meet the financial commitments the differential rate the Council advertises is the rate that must be applied – if the differential rate is approved by the Minister.

Council can adopt and advertise the differential rate but it does not have to apply that rate equally across all categories. For example Council may adopt a 5% increase on the two differential rates (UV Mining & UV Rural) or it could apply 4% to UV Rural and 5% to UV Mining.

The Council could also adopt a lesser rate for the GRV category for example 4% and adopt a 5% for UV categories. However the more significant increases in rate income will come from the UV sectors, particularly UV Rural and to a lesser extent UV Mining.

Council has set GRV Townsite (or GRV General) and GRV Mining at the same rate in the dollar. With the substantial decreased income from GRV Mining, Council may wish to consider applying differential rates to that GRV category. For example increase GRV Townsite by 3% and GRV Mining by 5%. A 3% increase for GRV Townsites could be justified by a) the increase in valuations by the Valuer General and b) that a 5% increase in GRV Townsite has minimal effect on the total rate income compared to GRV Mining.

Such a differential rate (GRV Townsite & GRV Mining) could be applied and it would not conflict with s6.33(3) of the Local Government Act (being not more than twice the lowest the lowest rate in that category), and therefore does not require Ministerial approval. It would however require advertising.

From experience with the rates in 2016/2017, the Minister and the Department of Local Government will scrutinise all the proposed rates Council wishes to apply not just the differential rates so care should be taken when setting all the rates.

The Financial Management Regulations (23) specify the requirements of imposing differential rates and to satisfy this regulation a justification document is provided at the end of this item.

Revaluation

The GRV rate valuations for the 2017/2018 financial year are subject to the general property revaluation and this has been carried out by the Valuer General and will apply from July 1st 2017.
UV property revaluations occur annually.

In the new GRV valuations three points have been noted:

- The GRV Mining valuation has decreased $1.176 million;
- Unimproved vacant land values have decreased in value;
- Residential and business occupied land has increased in value.

The revaluations in summary will have the following effects:

Year	Total Valuation	Townsite GRV valuations	Lot 4278 (GRV Mining) valuations
2016/2017	$5,580,230	$1,260,230	$4,320,000

2017/2018	$4,531,151	$1,387,151	$3,144,000
Increase/Decrease Values	-$1,049,069	$126,921	-$1,176,000
	Estimated Increase/Decrease Income		
		$10,000	**-$85,000**

This is an estimated decrease in rate income of approximately $75,000 based on 2016/2017 income and exclusive of any other factors.

Considerations:
The weighted median CPI for the 12 months to December 2015 is 0.5% (source: Australian Bureau of Statistics, Department of Treasury) and though this is a metropolitan based index it can be used as a guide when considering any proposed rates levied.

WALGA provides an economic forecast each year and the Local Government Cost Index (LGCI) which is a report on the costs and factors affecting local government. The forecast for the 2017/2018 financial year is the LGCI is expected to be around a 1.0% increase in local government costs (source WALGA Economic Forecast February 2017).

The LGCI forecast is that while both the LGCI & CPI are trending downwards, State debt and the State's poor financial position remains the biggest concern in the WA economy. The report advises local governments to be prepared for the possibility of changes to State funding, or cost shifting as programmes and services are cut or reduced.

Long Term Financial Plan
Below are the projections from the Shire's Long Term Financial Plan comparing projected rate income against the budgeted incomes:

	Plan	Budget
2013/2014	$2.56M	$2.63M (Actual – before discounts $209,000)
2014/2015	$2.714M	$2.67M (Actual – before discounts $227,000)
2015/2016	$2.88M	$2.82M (Actual – before discounts $216,000)
2016/2017	$3.049M	$2.62M (Actual – before discounts $216,000)
2017/2018	$3.232M	$ TBA

Whilst acknowledging the projected incomes are just that, projected and based on a variety of other factors, they do demonstrate that other than 2013/14 there has been less income received than that projected to meet the Shire's future projects and maintenance programmes.

The long term Financial Plan applied a rate increase of 6% per annum for the first 5 years (2013/4 – 2018/9) and 3.5% per annum for the remaining 5 years (2019/20 – 2024/5).

Rate Comparisons

For further information, rate comparisons are provided below of neighbouring Shires and some similar Shire with mining interests;

	Perenjori 2016/17	**Morawa 2016/17**	**Mt Magnet 2016/17**	**Three Springs 2016/17**	**Mingenew 2016/17**	**Cue 2016/17**
UV Rural	2.0024	2.2570	6.6960	1.6233	1.4104	8.22 (Pastoral?)
UV Mining	34.3112	28.968	31.2859	11.9152	N/A	31.32
GRV Townsites	7.9114	7.4150	10.1143	11.6129	13.5884	10.36
GRV Mining	7.9114	0		23.2258	N/A	No Rate Category
Minimum Rates	$	$	$	$	$	$
UV Rural	319	279	413	440	1,000	440.00 (Pastoral?)
UV Mining	319	656	468	440	N/A	440.00
GRV Townsites	319	279	413	440	655	440.00
GRV Mining	319	0	6.6960	440	N/A	No Rate Category

Conclusion

For the 2017/2018 financial year it is recommended that the Council adopts rate increase of 5% to cover the loss of mining incomes and to keep some alignment with the Long term Financial Plan.

The projections below show the rate in the dollar and estimated income from the various rating categories for increases of 3%, 4% and 5%. This chart is to enable the Council to ascertain the approximate effects on the budget and to provide the Council with information to judge what is an acceptable increase in rate income and what is necessary to fund the Council's capital and operating expenses.

Projected rate incomes with varying % increases on 2016/2017 valuations

Differential General Rates	Rate in $ 2015/16	Actual Income 15/16	Rate in $ 2016/17	Actual Income 2016/17	Rate in $ 2017/18 @ 3% increase	Projected income + 3%	Rate in $ 2017/18 @ 4% increase	Projected income + 4%	Rate in $ 2017/18 @ 5% increase	Projected income + 5%
UV Rural	1.9441	$ 1,618,600	2.0024	$1,717,531	**2.0625**	$ 1,769,056	**2.0825**	$ 1,786,232	**2.1025**	$1,803,407
UV Mining	33.3118	$ 598,063	34.3112	$622,292	**35.3405**	$ 640,960	**35.6836**	$ 647,183	**36.0268**	$ 653,406
GRV Townsites	7.6810	$ 85,208	7.9114	$88,570	**8.1487**	$ 91,227	**8.2279**	$ 92,112	**8.3070**	$ 92,998
GRV Mining	7.6810	$ 494,272	7.9114	$342,091	**8.1487**	$ 352,353	**8.2279**	$ 355,774	**8.3070**	$ 359,195
Minimum Rates										
UV Rural	310	$ 2,790	319	3509	**328**	$ 3,614	**332**	$ 3,649	**335**	$ 3,684
UV Mining	406	$ 10,962	319	9251	**328**	$ 9,528	**332**	$ 9,621	**335**	$ 9,713
GRV Townsites	310	$ 10,850	319	11,484	**328**	$ 11,828	**332**	$ 11,943	**335**	$ 12,058
GRV Mining	0	$ 0	319	$0	**328**	$ 0	**332**	$ 0	**335**	$ 0

Discounts are approximately $200,000 - $220,000 per annum - not deducted from the figures below

Income before discounts	**$ 2,820,745**	**$ 2,794,728**	**$ 2,878,566**	**$ 2,906,514**	**$ 2,934,461**

Project income figures are based on 3%, 4% and 5% increases on the 2016/2017 actual income without including the changes in the valuations that will occur in GRV valuations in 2017/2018.

These changes in valuations will decrease the income by approximately $75,000 if there was to be no change to the rate in the dollar.

Note the decrease in UV Mining income from 2015/16 of $494,272 to 2016/2017 of $342,091

Projected 3 year income Financial Plan 2015/16 – 2017/18	**$2,876,853**	**$3,049,447**	**$3,232,067**

Statutory Environment

Section 6.33 *Local Government Act 1995.*

Section 6.35 (6) *Local Government Act 1995.*

Section 6.36 *Local Government Act 1995.* Subsection (1)

Financial Management Regulations (23)

Policy Implications

Nil

Financial Implications

The GRV revaluation will see a loss of approximately $75,000 from 2016/2017 financial year. To counteract this probable loss a 4% increase is required to break even with 2016/2017. Any increase above 4% will be income additional to 2016/2017.

Strategic Implications

Area 2: Industry and Business Development – Our Economy

Goal: Fostering and maximising growth across the economy, embracing opportunities for diversifying and strengthening our economic base.

Risk Management

Risk Statement	Level of Risk	Risk Mitigation Strategy
The preparation for applying differential rates and acquiring Ministerial approval is a time limited process. Council needs to determine its differential rates in April to enable advertising to commence in May. Early advertising may ensure the rates will be issued in July. There is a risk that a higher than usual rate increase will be rejected by the Minister for differential rates.	Low	Depending on the level of rate increase in the differential rate, the Minister may or may not approve a proposed increase. Careful consideration of the increase, ensuring a sound argument for an increase and a sound budget process will contribute to approval.

Consultation

Department of Treasury Website

WALGA Local Government Economic Briefing

Other local governments in the area

CEO

Accountant

Comment

The calculation of the various rate increases in this document are based on the property valuations that are current (2016/2017) and are calculated on a percentage increase on the current rate in the dollar and the current category of income. The actual income calculated in this document is indicative as the final actual income will change due to updated GRV valuations, ongoing changes in UV valuations, disposal and creation of new mining leases, and from more specific calculations made by the Synergy rates system based on what the rating data will be at the 1st July which will include the new GRV valuations.

During budget deliberations when the Council determines what works are to be included in the budget and all other data is known, the Council will advise the CEO of the rates/s it intends to adopt and these rates will form part of the budget document that is to be adopted.

There are a number of variables that Council consider in adopting its rates and below are just two of the options available.

Voting Requirements – Simple Majority

Officers Recommendation – Item 17042.3

That Council:

OPTION 1

1. In accordance with s6.36(1) advertises its intentions to impose differential rates for UV Rural and UV Mining for the 2017/2018 financial year.
2. Makes available for public information the document detailing the reasons for and the objectives of the differential rate.
3. Advertises locally the proposed differential rate for a minimum period of 21 days.
4. Reviews any objections to the proposed differential rates and makes a formal decision on any such objections.
5. Following the consideration of any objections, seeks Ministerial approval under Section 6.33(3) of the Local Government Act to impose a differential rate on the unimproved value of mining tenements that is more than twice the lowest unimproved value rate on rural lands within the shire.
6. Approves the annual rates with a 5% increase above 2016/2017 as follows:

   UV Rural = 2.1025 cents in the dollar
   UV Mining = 36.0268 cents in the dollar
   GRV Townsites = 8.370 cents in the dollar
   GRV Mining = 8.370 cents in the dollar

Minimum rates
UV Rural = $335
UV Mining = $335
GRV Townsites = $335
GRV Mining = $335

OPTION 2

7. In accordance with s6.36(1) advertises its intentions to impose differential rates for UV Rural and UV Mining and for GRV Townsites and GRV Mining for the 2017/2018 financial year.

8. Makes available for public information the document detailing the reasons for and the objectives of the differential rate.

9. Advertises locally the proposed differential rate for a minimum period of 21 days.

10. Reviews any objections to the proposed differential rates and makes a formal decision on any such objections.

11. Following the consideration of any objections, seeks Ministerial approval under Section 6.33(3) of the Local Government Act to impose a differential rate on the unimproved value of mining tenements that is more than twice the lowest unimproved value rate on rural lands within the shire.

12. Approves the annual rates with a 5% increase for all categories except GRV Townsites which will increase 3% above 2016/2017 as follows:

    UV Rural = 2.1025 cents in the dollar
    UV Mining = 36.0268 cents in the dollar
    GRV Townsites = 8.1487 cents in the dollar
    GRV Mining = 8.370 cents in the dollar

    Minimum rates
    UV Rural = $335
    UV Mining = $335
    GRV Townsites = $335
    GRV Mining = $335

Committee Resolution – Item 17042.3	
Moved: Cr J Hirsch	**Seconded: Cr L Smith**
That the Item 17042.3 be referred to Council for decision due to the implications of the Item it was referred to the Council for decision	
	Carried: 4/0

17042.4 REQUEST TO USE RESERVE FUNDS FOR UNBUDGETED EXPENDITURE

APPLICANT:	**SHIRE OF PERENJORI**
FILE:	**ADM 0176**
DISCLOSURE OF INTEREST:	**NIL**
AUTHOR:	**LIZ MARKHAM - AO**
RESPONSIBLE OFFICER:	**PETER MONEY - MCDS**
REPORT DATE:	**18TH APRIL 2017**
ATTACHMENTS	**NIL**

Executive Summary

This item recommends Council authorises the unbudgeted expenditure to upgrade the Caravan Park Village TV reception using funds from the Caravan Park Village Maintenance Reserve.

Background

When the Village was first set up the TV to rooms was controlled through a number of set top boxes in the recreation room.

For reasons unknown the set top boxes were removed and a TV antenna was installed on the roof of the recreation room.

The TV reception in the recreation room is good but the reception in the rooms is irregular and often only two channels are available. This has been an ongoing complaint from the customers and we have sought various solutions to this problem.

After consultation with a local supplier and external suppliers it seems the best solution is to return to the original set up of installing set top boxes that will provide eight TV channels to the rooms. However some of the externals talked of quite complex improvements that would be quite expensive.

This has been quoted at $9,625 (including GST) which is capital expenditure and which can be accommodated in the Village Reserve. External suppliers were reluctant to travel to quote on the work and there is some question on more expensive solutions being offered.

As this proposal complies with the Reserve purpose it does not require advertising to take funds from the Reserve.

Statutory Environment

Local Government Act s6.11 – reserve Accounts

Local Government (Financial Management) Regulations Reg 18

Policy Implications

Nil

Financial Implications

An expenditure of $9,625 from reserve funds.

Strategic Implications

Area 2: Industry and Business Development – Our Economy

Goal: Fostering and maximising growth across the economy, embracing opportunities for diversifying and strengthening our economic base.

Risk Management

Risk Statement	Level of Risk	Risk Mitigation Strategy
The lack of TV reception in Village rooms does deter customers to some extent or leaves them dissatisfied.	Low	By improving the TV reception in rooms we are making the Village more attractive for customers. Customers expect reasonable TV services.

Consultation
John & Bert Morris
CEO

Comment
Nil

Voting Requirements – Absolute Majority

Officers Recommendation – Item 17042.4
That Council authorises the unbudgeted expenditure of $9,625 (including GST) to upgrade the Caravan Park Village TV reception using funds from the Caravan Park Village Maintenance Reserve.

Committee Resolution – Item 17042.4
Moved: Cr J Hirsch **Seconded: Cr L Smith** **That Council authorises the unbudgeted expenditure of $9,625 (including GST) to upgrade the Caravan Park Village TV reception using funds from the Caravan Park Village Maintenance Reserve.** **Carried: 4/0 Absolute Majority**

17042.5 REQUEST TO PROVIDE BATTERY BACKUP TO MEDICAL CENTRE FRIDGE

APPLICANT:	**SHIRE OF PERENJORI**
FILE:	**ADM 0185**
DISCLOSURE OF INTEREST:	**NIL**
AUTHOR:	**LIZ MARKHAM - AO**
RESPONSIBLE OFFICER:	**PETER MONEY - MCDS**
REPORT DATE:	**18TH APRIL 2017**
ATTACHMENTS	**NIL**

Executive Summary

This item recommends Council authorises the unbudgeted expenditure of $5,600 to provide a battery backup package to the vaccines fridge in the Medical Centre.

Background

The Morawa Medical Centre has requested the Shire install a battery backup system for the vaccines fridge in the Perenjori Medical Centre.

The vaccines fridge in the Medical Centre is used to store a variety of heat sensitive vaccines for emergency use. The vaccines are funded by the State Government and if there is a 'cold chain breach' the vaccines must be disposed of along with the accompanying documentation

Because they have several times now had to dispose of vaccines, they will no longer store them here until we can provide some backup system. Not only are the vaccines expensive but having a backup system is most likely to be a part of the Centre's accreditation process.

The Morawa Centre has had installed a high quality battery backup system which prevents the vaccines from spoiling when the electricity fails.

The Agreement for this service is with the Shire of Morawa and to date the Morawa Shire has not asked the Perenjori Shire to fund this backup.

It can also be argued that Western Power is responsible for the continuity of the electricity system and they could be approached to part some or all of the cost of this system. Whether that approach would be successful is open to conjecture.

Council could approve this expenditure subject to conditions – that Morawa Shire support the request from the Morawa Medical Centre and that Western Power be asked to either fund the backup or assist with funding the backup.

Funds for this unbudgeted expenditure could come from account 04334 – Admin Subscriptions - which has an underspend of $5,100.

Statutory Environment

Local Government Act s6.8 – Expenditure not included in the annual budget

Local Government (Financial Management) Regulations Reg 12(1)(b)

Policy Implications

Nil

Financial Implications

An over budget expenditure of $5,600.

Strategic Implications

Area 3: People and place – Our Community

Goal: Demonstrating a high quality of life for all, offering relevant activities, facilities, and services to enable people to meet their needs and achieve their potential.

Risk Management

Risk Statement	Level of Risk	Risk Mitigation Strategy
Due to unpredictable electricity failures, the Medical Centre is not prepared to carry what could be lifesaving vaccines in Perenjori. This could result in people having to travel to another Centre for emergency medical help.	Low	By installing the battery backup system the vaccines kept in the fridge will maintain their required temperatures for a far greater time.

Consultation
Morawa Medical Centre
S&K Electrical
WCC Electrical

Comment
Nil

Voting Requirements – Absolute Majority

Officers Recommendation – Item 17042.5
That Council authorises the unbudgeted expenditure of $5,600 (including GST) and proceed with the purchase and installation of the battery backup system in the Perenjori Medical Centre for the vaccines fridge and: **The practice doctor is to provide a letter of request to provide the system; and** **Western Power be asked to fund or subsidise the expenditure; and** **The funds be allocated from account 04334 – Admin Subscriptions.**

Committee Resolution – Item 17042.5
Moved: Cr L Butler **Seconded Cr L Smith** **That the Item be referred to the Council for decision, so a full discussion can be had.** **Carried 4/0**

Note: The Item was referred to Council for decision and for the provision of information on the length of time the system will function and if it switches on and off automatically.

17043 GENERAL BUSINESS

17043.1 MOTIONS OF WHICH DUE NOTICE HAVE BEEN GIVEN

17043.2 QUESTIONS BY MEMBERS OF WHICH DUE NOTICE HAS BEEN GIVEN

17043.3 URGENT BUSINESS APPROVED BY THE PERSON PRESIDING OR BY DECISION

17043.4 MATTERS BEHIND CLOSED DOORS

17043.5 DATE OF NEXT MEETING / MEETINGS

The next Finance Committee Meeting is to be held Tuesday 16th May 2017 commencing at 5.00 pm.

CLOSURE

Cr L Butler declared the meeting closed at 7.00 pm.

I certify that this copy of the Minutes is a true and correct record of the meeting held on 18th April 2017.

Signed: _____

Presiding Elected Member

Date: _____